OAKLAND

1990-91 Basketball

Baby Boom

EMPLOYERS
TEMPORARY SERVICE, INC.
"Call for a Crew"

Your Quality Source for Office and Industrial Temporary Personnel says

Go Pioneers!

AUBURN HILLS	MADISON HEIGHTS	LIVONIA	WARREN	DETROIT INDUSTRIAL	DETROIT OFFICE
853-5055	**589-3360**	**425-2700**	**754-4420**	**841-9600**	**372-8440**





1990-91 OAKLAND UNIVERSITY MEN'S BASKETBALL GUIDE

MEN'S BASKETBALL CONTENTS

OU Athletic Directory 1
1990-91 Schedule 2
Oakland University 4
OU Athletic Staff 5
Head Coach Greg Kampe 8-9
Assistant Coaches 10
1990-91 Preview and Roster 11-12
Players 14-22
1989-90 Stats 24
1989-90 Results 25
GLIAC 26
Opponents Info 28-29
Records and History 32-36

TO THE MEDIA:

Direct all requests for pictures, interviews and information to Andy Glantzman, Sports Information Director, Oakland University, Lepley Sports Center, Rochester, MI 48309 - Phone (313) 370-4008.

Pre-game information at the scorer's table will include rosters, line-ups, team statistics and game background. Abbreviated half-time statistics and a complete final NCAA box and play-by-play will be provided.

OU ATHLETIC DIRECTORY

Location . . . . . Rochester, MI
Founded 1957
Nickname . . . . . Pioneers
Colors . . . . . Gold, Black, White
Affiliation . . . . . NCAA Division II
Conference . . . . . GLIAC
Home Court . . . . . Lepley Sports Center
President . . . . . Dr. Joseph E. Champagne
Athletic Director . . . . . Dr. Paul Hartman
Business Manager . . . . . Ron Forbes
Marketing and Promotions . . . . . Tom Van Voorhis
Sports Information Director . . . . . Andy Glantzman
Facilities Manager . . . . . Steve Lyon
Equipment Manager . . . . . Tom Zelinski
Head Athletic Trainer . . . . . Tom Ford
Team Physician . . . . . Dr. Dan Bielak
Head Basketball Coach . . . . . Greg Kampe
Kampe's Record at Oakland . . . . . 104-64, six years
Assistant Coaches . . . . . Mark Coffman, Eric Stephan
1989-90 Record 19-9
GLIAC Record and Finish 10-6, 4th
Athletic Department Phone . . . . . (313) 370-3190
Sports Information Phone . . . . . O - (313) 370-4008
H - (313) 373-6106
FAX - (313) 370-4056

CREDITS: Written, edited, and designed by Andy Glantzman, Sports Information Director. Photography by Bob Knoska and Rick Smith. Cover designed by Caryn Hall. Typsetting, keylining, and printing by The Lincoln Press.

1990-91 OAKLAND UNIVERSITY MEN'S BASKETBALL SCHEDULE

Fri., Nov. 16	at Alma Tip Off Tournament	
	OAKLAND vs. Baldwin Wallace	6:00 PM
	Alma vs. Spring Arbor	8:00 PM
Sat., Nov. 17	at Alma Tip Off Tournament	
	Consolation Game	6:00 PM
	Championship Game	8:00 PM
Sun., Nov. 25	at Central Michigan University	7:00 PM
Tue., Nov. 27	at Northwestern University	8:00 PM
Wed., Dec. 5	at St. Mary's College (MI)	7:30 PM
Sat., Dec. 8	* HILLSDALE COLLEGE	3:00 PM
Tue., Dec. 11	at The University of Findlay	7:30 PM
Wed., Dec. 19	EDINBORO UNIVERSITY	7:30 PM
Sat., Dec. 29	OAKLAND HOLIDAY CLASSIC	
	Adrian vs. St. Joseph's (IN)	1:00 PM
	OAKLAND vs. Aquinas	3:00 PM
Sun., Dec. 30	OAKLAND HOLIDAY CLASSIC	
	Consolation Game	1:00 PM
	Championship Game	3:00 PM
Thu., Jan. 3	* at Saginaw Valley State University	8:30 PM
Sat., Jan. 5	* at Grand Valley State University	3:00 PM
Mon, Jan. 7	CONCORDIA COLLEGE	7:30 PM
Thu., Jan. 10	* LAKE SUPERIOR STATE UNIVERSITY	7:30 PM
Sat., Jan. 12	NORTHWOOD INSTITUTE	3:00 PM
Thu., Jan. 17	* WAYNE STATE UNIVERSITY	7:30 PM
Sat., Jan. 19	* at Ferris State University	3:00 PM
Thu., Jan. 24	* at Northern Michigan University	8:00 PM
Sat., Jan. 26	* at Michigan Technological University	3:00 PM
Mon., Jan. 28	* at Hillsdale College	8:00 PM
Thu., Jan. 31	* SAGINAW VALLEY STATE UNIVERSITY	7:30 PM
Sat., Feb. 2	* GRAND VALLEY STATE UNIVERSITY	3:00 PM
Thu., Feb. 7	* at Lake Superior State University	7:45 PM
Thu., Feb. 14	* at Wayne State University	7:30 PM
Sat., Feb. 16	* FERRIS STATE UNIVERSITY	3:00 PM
Sat., Feb. 23	* MICHIGAN TECHNOLOGICAL UNIVERSITY	3:00 PM
Mon., Feb. 25	* NORTHERN MICHIGAN UNIVERSITY	7:30 PM

HOME GAMES IN CAPITAL LETTERS
* GLIAC games
All times are Eastern Time







HEADQUARTERS FOR AC-DELCO PARTS.

WIDE TRACK AUTOMOTIVE

AND INDUSTRIAL SUPPLY CORPORATION

DISCOUNTS ON ALL PARTS

QUALITY DELCO PARTS FOR YOUR CAR, TRUCK OR VAN

HI PERFORMANCE PARTS AT DISCOUNT PRICES

COMPLETE ENGINE REBUILDING & MACHINE SHOP FACILITIES

NEW & REBUILT PARTS

ONE YEAR UNCONDITIONAL QUARANTEE ON OUR REBUILT STARTERS & ALTERNATORS WHEN RETURNED WITH SALES SLIP

RACOR WATER SEPARATORS FOR DIESEL CARS & TRUCKS

• VALVE GRINDING • CRANKSHAFT GRINDING
• BRAKE DRUMS & ROTORS TURNED WHILE-U-WAIT • BLOCK BORING

ONE STOP FOR ALL YOUR AUTOMOTIVE NEEDS

• INDUSTRIAL • TRUCK • LIFT TRUCK PARTS • BUS PARTS

332-9111

1400 W. WIDE TRACK DRIVE

1 Block S. of W. Huron in Downtown Pontiac

OPEN 8 A.M.-5:30 P.M. MONDAY-FRIDAY • SATURDAY TILL 1 P.M.

YOUR COMPLETE AC-DELCO PARTS CENTER.

QUALITY AC GM Delco PARTS

GENERAL MOTORS CORPORATION

Complete In-Stock Inventory

- BATTERIES
- FILTERS
- SPARK PLUGS
- IGNITION PARTS
- STARTERS
- ALTERNATORS
- BRAKES



AUTOMOTIVE PARTS SPECIALISTS

AC GM Delco

GENERAL MOTORS CORPORATION

AC-DELCO. THEY DON'T JUST FIT. THEY MATCH.

OAKLAND UNIVERSITY



In 1957, the late Alfred G. and Matilda Wilson donated $2 million and their 1,500-acre Meadow Brook estate to Michigan State University to establish a college in Oakland County.

Oakland University was founded in 1957 as a branch campus of MSU, with 570 first-year students. By the mid-1960s, it had evolved into a medium-sized university and in 1970 became an independent, state-assisted university. It now offers more than 70 undergraduate programs and more than 30 graduate programs, and enrolls about 12,000 students.

OU's distinct instructional programs — the college of Arts and Sciences, School of Economics and Management, School of Engineering and Computer Science, School of Health Sciences, School of Human and Education Services and School of Nursing — offer a diverse curricula of general education and career preparation courses. Virtually all of these courses are taught by faculty members, not teaching assistants.

The Honors College, a division of the College of Arts and Sciences, meets the educational needs of highly motivated students. The Division of Continuing Education meets the needs of nontraditional adult learners through evening and extension programs.

Academic support facilities include such notable entities as the Eye Research Institute, the only major eye research center in the United States not affiliated with a medical school; the Meadowbrook Health Enhancement Center, which provides health maintenance/health improvement and cardiac rehabilitation community outreach programs; and the Center for Robotics and Advanced Automation, a unit of the school of Engineering and Computer Science that utilizes high technology manufacturing methods.

And OU's professional arts programs annually attract thousands to the campus. OU has received national recognition and local kudos for its Meadow Brook Theatre, Meadow Brook Art Gallery, Meadow Brook Hall and Meadow Brook Music Festival, the summer home of the Detroit Symphony Orchestra.

OU is located 25 miles north of Detroit, in the small town of Rochester. OU's modern campus, which houses the university's many academic and public service programs, is located on a beautifully wooded site — much of it still undeveloped.

MEADOWBROOK DODGE
1001 NORTH MAIN STREET
ROCHESTER, MICHIGAN 48063
652-9660

MADE FRESH DAILY
KNAPPS
Donut Shop
• COFFEE
• DOUGHNUTS
• MUFFINS
WE OFFER GROUP RATES FOR CHURCHES FOR CLUBS AND ORGANIZATIONS
24 HOUR SERVICE
SOME OF THE TASTIEST DOUGHNUTS AND COFFEE IN TOWN
652-4343
500 MAIN ROCHESTER
UNIVERSITY
MAIN ST.

OU ATHLETIC STAFF

DR. PAUL HARTMAN

Athletic Director

The Oakland University athletic programs have risen to heights of nosebleed proportions under the guidance of Dr. Paul Hartman. This is not a new feat for the veteran athletic administrator. The eight-year chief of Pioneer athletics has taken four different athletic programs to new levels of success in an administrative career that has spanned four decades.

The OU athletic program has flourished under Hartman. Last year three winter teams placed in the top four nationally, including the champion women's swimming unit. Those three, men's swimming, women's basketball, and the women's swimmers, won GLIAC titles, and were joined by the soccer team in post-season play. In 1988-89 Oakland equalled its best finish ever in the President's Cup, the all-sports trophy in the Great Lakes Intercollegiate Athletic Conference. The Pioneers finished third in the Cup standings with just 10 league sports, and had the highest average of points per sport of any GLIAC school. OU won four GLIAC Championships that year, and eight of the 10 league teams finished no lower than third. Men's and women's swimming won league titles and finished in the top three nationally. Women's basketball and women's volleyball also won league crowns, with the hoopsters advancing to the NCAA tournament. Soccer, Oakland's only non-GLIAC sport, was defeated in the national semi-finals.

Hartman has made a number of changes since arriving at OU. The department has brought back a Varsity "O" club for former athletes, brought back baseball as a varsity sport, and made a number of improvements in the Lepley Sports Center, ranging from the refurbishing of the locker rooms and equipment area to renovation of offices and playing facilities. The department has also added the Pioneer Lounge, which is used for conferences and athletic receptions.

Previously Hartman had developed additional summer camp programs, created a new season ticket plan, instituted a Hall of Honor for exceptional Pioneer athletes, and introduced the first athletic team banquet.

The OU athletic director also made a large impact in his previous posts. At Plymouth State College in New Hampshire, his first post, Hartman started a football program with enthusiastic student support. Fifteen years later, a running back named Joe Dudek put that program on the map with a bid for the Heisman Trophy. In his second post, at Florida International University, Hartman began a women's golf program. One of the first women's scholarship award winners was Pat Bradley, who later became the first $2 million winner on the Ladies Pro Golf Association tour. Hartman did not begin the basketball program at his next stop, the University of Wisconsin-Stevens Point, but one of his athletes there, Terry Porter, drew national attention as an NBA draftee from a non-scholarship school, and is now an outstanding point guard for the 1990 Western Conference Champion Portland Trailblazers.

A graduate of Ohio State University and a native of Columbus, Ohio, Hartman lives in Rochester with his wife, Jane. He is the third OU director, succeeding Corey Van Fleet in June of 1983. The only other AD was OU's founding father of athletics, Hollie Lepley.

The program has seen improved records, improved attendance, and improved camp numbers since Hartman's arrival in 1983, but the optimistic Pioneer athletic director is still sure the best is yet to come.

Jane Bentham
Office Manager

Dr. Dan Bielak
Team Physician

Ron Forbes
Business Manager



Tom Ford
Head Athletic Trainer



Andy Glantzman
Sports Information Director



Glenn Jackson
Faculty Representative



Steve Lyon
Facilities Manager

Joyce Sowter
Athletic Secretary



Tom Van Voorhis
Marketing and Promotions

Tom Zelinski
Equipment Manager

Experience new horizons
at Oakland University Residence Halls

Oakland
UNIVERSITY

Residence Halls
Rochester, Michigan 48309-4401
(313) 370-3570



MEET THE COACHES

PIONEERS

GREG KAMPE

Head Basketball Coach
Assistant to the Athletic Director

When Greg Kampe arrived at Oakland University to take over the men's basketball program six years ago, his goal was a modest one—make the Pioneers a consistent winner and a GLIAC contender. It wasn't a small task by any means, considering OU's less than outstanding history in men's hoop. In the last four seasons, that goal has been achieved. OU has gone 78-34 in the last four years, including its first two 20-win seasons, and has finished third in the GLIAC in two of those campaigns, its highest finish ever. With credibility on the court a reality, Kampe has now set his sights on bigger targets, like a league title and a trip to the NCAA Tournament. Both would be firsts for an OU men's basketball squad.

Kampe has also added credibility to the OU program in the classroom, something he takes great pride in. Last year senior Brian Gregory earned an NCAA Post-Graduate Scholarship and third-team Academic All-America honors, and was one of two Pioneers on the Academic All-GLIAC squad. Two years ago John Henderson was an All-GLIAC honoree for his performance both on the court and in the classroom. He also became an Academic All-District winner and Academic All-America candidate during Kampe's tenure, as did Robb Skinner, an Academic All-American candidate in 1985-86. Scott Bittinger was GLIAC Player of the Year in 1987-88 and an Academic All-GLIAC choice the same year. In the last four years 40 percent of the nominees for Academic All-GLIAC and seven first team selections were Oakland basketball players.

"We've been able to go out and find very good students who are also very good basketball players," Kampe said. "Scott Bittinger is a perfect example of this. He was an All-American and league Player of the Year, graduated with over a 3.00 and got a good job out of college. This is what coaching is all about."

Kampe came to OU from a program that has a long history of combining athletic and academic excellence. The Pioneer coach spent six years as an assistant coach at the University of Toledo before coming to OU. During Kampe's six years at Toledo, the Rockets captured three Mid-American Conference (MAC) basketball championships and compiled a 117-57 overall record. The school earned two NCAA tournament bids and one to the NIT. Academically, 91 percent of Toledo's basketball players earned bachelor's degrees, 33 percent of those continuing to earn graduate degrees.

Kampe is a 1978 graduate of Bowling Green State University with a bachelor's degree in business and journalism. He started his coaching career as a graduate assistant at Toledo before accepting the full-time assistant coach's position in 1979. He earned a Master of Arts degree in physical education while at Toledo.

Kampe personally combined excellence as an athlete and in the classroom in college. He is the only athlete in MAC history to earn first team All-Academic honors in both football and basketball. He earned dean's list honors with a 3.40 grade point average at BGSU, and received the President's Award as an outstanding senior student.

His father, Kurt, was a guard on the University of Michigan's 1947 Rose Bowl championship team which went 10-0. Brother Kurt Jr., was a two-year letterwinner for the Wolverines in 1974 and 1975.

The 34-year-old Kampe lives in Rochester with his wife, Susan, and their three-year-old son, Keith

QUOTING COACH KAMPE

WILL A STYLE CHANGE COME WITH YOUR PERSONNEL CHANGES?

We are going to play up-tempo like we always do. There are degrees of playing that way. The plan is to go back to the way we played the year we led the nation in scoring (1987-88). I love the up-tempo, high-scoring basketball. That has been the hallmark of our program.

YOU HAVE HAD GREAT REBOUNDING TEAMS IN THE PAST DESPITE A GENERAL LACK OF HEIGHT. HOW DO YOU ACCOUNT FOR THIS AND WILL IT CONTINUE?

As a coaching staff we emphasize rebounding. We believe it is one of the most important aspects of the game. Our players believe in it and understand it and are willing to do the things fundamentally to be good rebounders. I suspect we will be a very good rebounding team this year, and I will be very disappointed if we are not.

HOW DO YOU SEE THE GLIAC RACE?

You have to look at Ferris State. Any time a team wins it four times in a row you have to say it's their's until somebody beats them. I think Northern Michigan and Grand Valley have excellent teams, as good as we have seen around this league. Michigan Tech and Saginaw Valley are just behind them, and with a little luck and a key addition, could be at that level also. You have to throw us in with Wayne State, Hillsdale, and Lake Superior State, who aren't sure exactly what they have.

WHAT DID LAST YEAR'S SENIOR CLASS MEAN TO YOU AND THE PROGRAM?

When you look at the type of players and people that were and what they accomplished, you have to be proud that they went to our institution. They did so many positive things to make our program flourish, you have to give them a lot of the credit. It was a very emotional day when that group played their last game and I knew I wouldn't be coaching them again.

WHY DO YOU LIKE COACHING AT OAKLAND?

I am very fortunate to be at a school like Oakland, from the location to the academic standards, to the type of people this community attracts. The administratiion is dedicated to winning the proper way, and on our level it is most important to do it the proper way. Our athletes use athletics as a vehicle to get a college education.

HOW DID YOU DEVELOP YOUR ILLINOIS RECRUITING CONNECTION?

You have to credit Mark Coffman for that. When he came here he told me that we could recruit Chicago and the Illinois area successfully. He thought that if we worked hard at recruiting that area, in a few years it would pay off. We worked hard for the first few years without a lot to show for it, but last year was a bonanza for us and this year we hope to sign another Chicago-land player.

CONSTRUCT YOUR PERFECT PLAYER.

The perfect player that we could get on our level would be 6-7, a great shooter that could make the three-point shot and score with his back to the basket. He would be an intelligent player that was willing to do the things that it takes to win, and he would be able to run and press. If a player could do those things I would be drooling over him.

WHAT MAKES COLLEGE BASKETBALL SUCH A GREAT GAME?

College basketball is still a kids game. The game is played by kids, the majority of your fans are still kids. The loyalty to your school, the defending your school's honor and playing for the merits of the game is what makes college basketball so good. It's being played by students, for students.



MARK COFFMAN
Assistant Coach

Mark Coffman is in his second year as the Pioneers' top assistant coach, his fourth overall at Oakland. Coffman came to the Rochester campus with a strong Division I background.

The Mishawaka, Indiana native spent four years prior to coming to Oakland at New Mexico State University in Las Cruces. Prior to his stint at New Mexico State, he was an assistant coach for two seasons at Texas Tech University. The 1980 graduate of Western New Mexico University started his coaching career as a student-assistant for three years at his alma mater. After graduation he spent two years as a high school assistant coach in New Mexico before moving on to Texas Tech.

"I believe we have a program now that ranks among the national contenders in Division II." Coffman said. "We are very close to competing for a national championship. Being a part of this has made it a pleasure to work in coach Kampe's program."

Coffman is a graduate of Mayfield High School in Las Cruces, where he played on the varsity basketball squad. He played for one season at Western New Mexico before becoming a coach there. He earned a master's degree in educational administration from New Mexico State in 1985.



The 32-year-old Coffman lives in Pontiac with his wife, Karen, and their sons, Ryan and Grant.



ERIC STEPHAN
Assistant Coach

Eric Stephan is in his second year as an assistant coach after spending two years as the graduate assistant on coach Kampe's staff. His duties include recruiting, scouting and practice work.

Stephan was a four-year letter-winner at Carthage College in Kenosha, Wisconsin. He started as a senior, averaging five points and seven boards per contest. His high game of 19 points and 15 rebounds came against Concordia-Mequeon. Stephan earned a Bachelor of Science degree in business administration from Carthage, where he was also Chairman of the President's Advisory Committee and President of the Student Activities Board.

Stephan is a camp veteran, having worked three years at the Metro Index Basketball Camp, as well as at camps at Penn State and James Madison Universities. Stephan has also worked both the OU and Isiah Thomas Basketball Camps at Oakland.

A four-year basketball letterman at Berkley High School, the 25-year-old Stephan is single and lives in Pontiac.





MATT KOSKELA
Student Assistant

Beginning his sixth year associated with the OU men's basketball program is Matt Koskela. A long-time team manager, Koskela will add a wide variety of duties to his job description this year. The 23-year-old native of Lake Orion is a communications major at Oakland. Koskela was basketball team manager while attending Lake Orion High School, and still resides in Lake Orion.



MEET THE PIONEERS

PIONEERS

KAMPE'S PIONEERS HOPING FOR A BABY BOOM

When you lose seven seniors, there is a lot of repair work to be done. When you lose almost two thirds of your scoring from the previous year, the questions about where the points will come from begin. When the same percentage of your rebounding is also gone, it causes a lot of worry lines on the face of Oakland University basketball coach Greg Kampe.

"I have a real hard time coming up with any strengths," Kampe said. "When you lose four starters and seven seniors, it's very hard to say what your strengths are."

The Pioneers have six returning players, but only two — juniors Eric Taylor and Lee Fitzpatrick — played more than 100 minutes in an OU uniform last year. The young and inexperienced Oakland squad has two seniors, five juniors, and five freshmen. It also has Kampe on edge as the start of the 1990-91 season approaches.

"This is a pivitol year for us, because the mark of a good program is consistency," Kampe began. "We want to continue to be a very good program, and this is the year we will find out if we can do that. If we can get 19 to 21 wins this year, it would be a feather in our caps and really stabilize our program."

Taylor's performance will be a major part of Oakland's success. the 5-10 guard led the GLIAC in scoring last year in earning first team All-League honors. Taylor averaged 23.3 points overall, 18th in Division II, and led the Pioneers in rebounding at 6.4 boards per game. The explosive guard shot over 50 percent from the floor and 78 percent from the foul line. He also led the team in steals, swiping 65 for the year, and set a school record with nine in one game against Huntington College. Kampe knows that as Taylor goes, so go the Pioneers.

"Eric Taylor is the best player in the league at the guard position," Kampe said. "He will have to perform up to his capabilities, and if he does we know we can get a lot of points from his spot. If he has the All-American type year that he can, it wil really help our basketball team."

The other experienced veteran, Fitzpatrick, developed into a solid inside player for OU last year. The 6-7 forward averaged 6.9 points and five boards last year overall, improving those figures to 8.6 and 5.4 in league play. Fitzpatrick also shot 54 percent from the field and led OU in blocked shots. He will anchor Oakland's inside game.

"Lee blossomed as a sophomore, and if he improves as much as he did last year, he can be a top inside player in our conference. Both Taylor and Fitzpatrick must have good years for us to be successful," Kampe added.

OU's other returnees from last year's squad are forward Bryan Paraham, center Joel Jensen, and guard Darrel Cole. Paraham was making noises about being a solid contributor before a knee injury ended his season after just seven games. The junior forward is an excellent rebounder who will aid the Pioneer board work. Jensen, also a junior, played just 93 minutes in 17 games last year. The 6-ll center will be looking for more action this year. Cole, a 6-0 guard and one of two seniors on the squad, made the team as a walk-on last season.

OU's sixth returnee is also its other senior. Guard Tony Howard returns to the team after a year's absence, and the 6-1 native of Pontiac could take a spot in OU's starting backcourt next to Eric Taylor. Howard averaged 15.4 points over 18 games as a junior in 1988-89, shooting 53 percent from the field and 83 percent from the line. He also averaged four assists and three steals per game, and was an excellent three-point shooter.

Add to these six returnees an equal number of outstanding newcomers, led by junior college transfer Anthony Soule. The 6-6 forward was one of the top junior college players in Florida last year, and could very well step into the OU starting line-up. Soule averaged over 24 points a game and was one of the top players in the JUCO Southeast region a season ago. Soule will be joined by a trio of two-time prep All-Staters in guard Ty McGregor and forwards Ken Crum and Tom Eller. McGregor, a 5-ll guard, and Crum, a 6-7 forward, earned their honors in Michigan as a junior and senior. McGregor averaged 30 points and 12 assists as a senior at Mio, while Warren's Crum scored 24.6 points per contest. Eller earned his All-State honors in Illinois, where the 6-6 forward scored 25 points and grabbed 13 boards as a senior at Monticello High School. Rounding out one of Division II's top recruiting years are a pair of Chicago imports, 6-5 forward Phil Johnson of South Shore and 5-9 guard Brian Tucker of DeLaSalle.

"Soule is going to have to play right away," Kampe said. "He's a junior and he'll get the opportunity to help us immediately. We expect a little bit out of every one of five freshmen. They will all be given an opportunity to play. It is conceivable that a freshman could start, and at some time we could have three or four freshmen on the court."

The newcomers will get an eyefull out of OU's schedule, which includes a pair of Division I contests. In back-to-back games the Pioneers will take on Central Michigan, and then travel to Chicago for a first-ever battle with the Big Ten against Northwestern. OU will also play in two in-season tournaments, including its own Holiday Classic, and once again have 16 tough games in the GLIAC. The league has a new wrinkle this year in a season-ending four-team conference tournament which will decide the league's automatic qualifier to the NCAA Tournament.

The new Pioneers look great on paper, but as Kampe has said, "You don't win games on paper." Still Oakland boasts a large supply of new talent and has the return of Tony Howard, plus Lee Fitzpatrick and the incomparable Eric Taylor, arguably the best player in the GLIAC. If the very young squad can play beyond its years, Kampe and OU could set themselves up for a four-year stretch that could eclipse the past four.



Junior guard Eric Taylor led the GLIAC in scoring a year ago

PIONEERS AT A GLANCE

OU BY HEIGHT

6-11 Joel Jensen
6- 7 Ken Crum, Lee Fitzpatrick
6- 6 Tom Eller, Anthony Soule
6- 5 Phil Johnson
6- 4 Bryan Paraham
6- 1 Tony Howard
6- 0 Darrel Cole
5-11 Ty McGregor
5-10 Eric Taylor
5- 9 Brian Tucker

OU BY CLASS

Seniors: Darrel Cole, Tony Howard
Juniors: Lee Fitzpatrick, Joel Jensen, Bryan Paraham, Anthony Soule, Eric Taylor
Sophomores: None
Freshman: Ken Crum, Tom Eller, Phil Johnson, Ty McGregor, Brian Tucker

OU BY POSITION

Centers: Lee Fitzpatrick, Joel Jensen
Forwards: Ken Crum, Tom Eller, Phil Johnson, Bryan Paraham, Anthony Soule
Guards: Darrel Cole, Tony Howard, Ty McGregor, Eric Taylor, Brian Tucker



Junior Lee Fitzpatrick emerged as a solid inside player for the Pioneers in 1990

1990-91 OAKLAND UNIVERSITY MEN'S BASKETBALL ROSTER

NO.	NAME	POS.	HT.	WT.	CL.	HOMETOWN/HIGH SCHOOL
3	Tom ELLER	F	6-6	180	Fr.	Monticello, IL/Monticello
4	Eric TAYLOR	G	5-10	190	Jr.	Wyoming, MI/Wyoming Park
10	Tony HOWARD	G	6-1	170	Sr.	Pontiac, MI/Northern
22	Brian TUCKER	G	5-9	160	Fr.	Chicago, IL/DeLaSalle
23	Anthony SOULE	F	6-6	175	Jr.	Grand Rapids, MI/Ottawa Hills
24	Darrel COLE	G	6-0	180	Sr.	Perkins, MI/Mid-Peninsula
25	Phil JOHNSON	F	6-5	200	Fr.	Chicago, IL/South Shore
32	Joel JENSEN	C	6-11	240	Jr.	Rochester, MN/Mayo
33	Ty McGREGOR	G	5-11	165	Fr.	Mio, MI/Au-Sable
34	Bryan PARAHAM	F	6-4	210	Jr.	Toledo, OH/St. Francis deSales
44	Lee FITZPATRICK	F	6-8	200	Jr.	Southfield, MI/Brother Rice
50	Ken CRUM	F	6-7	180	Fr.	Warren, MI/Warren

HEAD COACH: Greg Kampe
ASSISTANT COACHES: Mark Coffman, Eric Stephan

ALL-AMERICA CANDIDATE



4 ERIC TAYLOR

5-10 • 190 • Junior Guard
Wyoming, MI/Wyoming Park High School

Eric Taylor takes it to the hoop

A solid All-American candidate as a junior . . . earned All-Region and All-GLIAC honors and was runner-up for league Player of the Year laurels . . . averaged 23.3 points per game overall, good for 18th nationally in Division II . . . his 651 points is the fourth best one-season total in school history . . . he has 939 career points, just 61 shy of 1,000 . . . also led the Pioneers in rebounding at 6.4 per game . . . led OU in steals and was second in assists . . . shot just over 50 percent from the field, 44 percent from beyond the three-point arc, and 78 percent from the charity stripe . . . led the GLIAC in scoring at 23.8 points per contest . . . was also sixth in the league in rebounding, seventh in free throw percentage, and eighth in three-point accuracy . . . scored in double-figures in all 28 games, and has a streak of 31 straight . . . scored 20 or more points 18 times, 30 or more seven times, and had a career-high of 42 against Michigan Tech . . . the 42 points is the third highest one-game regulation total in school history . . .had a school-record nine steals against Huntington in the Convenient Food Mart Classic enroute to MVP honors . . . had a career-high 12 boards against Christian Heritage . . . moved into the Pioneers' starting line-up midway through his freshman year . . . averaged 10.3 points per contest as a frosh . . . improved his scoring to 12.3 points in league play . . . led both OU and the GLIAC in free throw accuracy . . . had highs of 24 points against Lake Superior State, 10 rebounds against Northern Michigan, and eight assists against Wayne State . . . the eight assists is still his career-high . . . possesses great quickness and ball handling ability . . . can score both from the outside and on penetration . . . can play either quard spot . . . was a second-team Class B All-State selection out of Wyoming Park High School . . . averaged 25 points, five rebounds, five assists and three steals as a senior . . . scored a career-high 45 points during his senior season . . . an outstanding shooter who hit 56 percent of his field goals and 82 percent of his free throws . . . scored 14 points per game and added six assists as a junior.

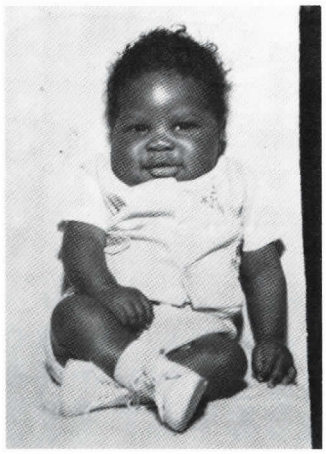

Eric Taylor two months old

Eric Taylor #4

TAYLOR'S STATS:

YEAR	G/ GS	/--TOTAL--/ FG/ FGA FG%	/--3 PT.--/ FG/ FGA FG%	FT/ FTA	FT% PTS	AVG	OFF REB	DEF REB	TOT REB	AVG	PF/ D	AST	TO	BLK	STL	MIN
1988-89	28/ 13	110/ 250 .440	20/ 62 .323	48/ 56	.857 288	10.3	39	59	98	3.5	63/ 1	59	44	4	34	714
1989-90	28/27	244/ 485 .503	55/ 124 .444	108/ 138	.783 651	23.3	45	134	179	6.4	78/ 4	90	80	13	65	1025
Totals	56/40	354/ 735 .482	75/ 186 .403	156/ 194	.804 939	16.8	84	193	277	5.0	141/ 5	149	124	17	99	1739



44 LEE FITZPATRICK

6-8 • 210 • Junior Forward
Southfield, MI/Brother Rice High School



Lee Fitzpatrick scores inside

Emerged as a solid inside scorer for the Pioneers last year . . . averaged 6.9 points overall, shooting 54 percent from the field . . . also grabbed five rebounds . . . played in all 28 games for OU, starting four . . . improved his averages to 8.6 points and 5.4 boards in GLIAC games . . . had a career-high 13 points against Michigan Tech, and grabbed a career-best 13 boards against Ferris State . . . should establish himself in OU's starting line-up this year . . . saw just 81 minutes of action spread over 17 games as a freshman . . . scored two points on three different occasions, and had five boards against Michigan Tech . . . a strong inside player who came to Oakland from the outstanding Birmingham Brother Rice program . . . averaged 14 points and 10 rebounds per game as a prep senior . . . decided to stay close to home after considering Bowling Green State and Kent State . . . earned Academic All-GLIAC honors last year, and is a political science major with a 3.48 grade point average.



Lee Fitzpatrick at two years of age

Lee #44
Fitzpatrick

FITZPATRICK'S STATS:

YEAR	G/ GS	/--TOTAL--/ FG/ FGA FG%	/--3 PT.--/ FG/ FGA FG%	FT/ FTA	FT%	PTS	AVG	OFF REB	DEF REB	TOT REB	AVG	PF/ D	AST	TO	BLK	STL	MIN
1988-89	17/ 0	1/ 9 .111	0/ 0 .000	4/ 7	.571	6	.4	4	10	14	.8	12/ 0	2	9	2	4	81
1989-90	28/ 4	70/ 130 .539	0/ 2 .000	53/ 86	.616	193	6.9	55	85	140	5.0	69/ 1	16	31	17	21	705
Totals	45/ 4	71/ 139 .511	0/ 2 .000	57/ 93	.613	199	4.4	59	95	154	3.4	81/ 1	18	40	19	25	786

Merrill Lynch

Stephen E. Cooper
Vice President

Merrill Lynch,
Pierce, Fenner & Smith Inc.
2100 North Woodward
Suite 265
Bloomfield Hills, MI 48013
313 647 3300
313 645 7112

True Value

DILLMAN & UPTON

LUMBER HARDWARE

607 WOODWARD AVE. • ROCHESTER • 651-9411



24 DARREL COLE

6-0 • 189 • Senior Guard
Perkins, MI/Mid-Peninsula High School

Darrel Cole lays it in

Made the squad as a walk-on last year after transferring from Gogebic Community College in the upper peninsula . . . scored five points in nine games a year ago . . . a member of a regional championship team at Gogebic. . . . .a two-time All-Conference performer as a prepster at Mid-Peninsula High School in his hometown of Perkins, MI . . . selected to the All-Upper Peninsula team in 1986, his senior year . . . averaged 19 points and 12 boards as a senior after notching averages of 21 points and 11 rebounds during his junior year . . . also earned All-Conference honors in football and track in high school.... majoring in journalism.

Darrel W. Cole



Darrel Cole at three years old

COLE'S STATS:

YEAR	G/ GS	/--TOTAL--/ FG/ FGA FG%	/--3 PT.--/ FG/ FGA FG%	FT/ FTA	FT%	PTS	AVG	OFF REB	DEF REB	TOT REB	AVG	PF/ D	AST	TO	BLK	STL	MIN
1989-90	9/ 0	2/ 6 .333	0/ 1 .000	1/ 5	.200	5	.6	1	3	4	.5	3/ 0	1	1	1	1	22

BIRMINGHAM'S REALLY IN TROY!

BIRMINGHAM CHRYSLER PLYMOUTH in TROY

643-7000

MAPLE RD • TROY MOTOR MALL

Signature Inn Cheers The Spirit Of Competition.

The desire to be the very best. It's what makes athletes compete. And it's what makes all of us at Signature Inn work a little bit harder. Care a little more.

It's simple really. We recognize that every Guest is an individual. And we do all we can to make sure everything about your stay with us exceeds your expectations.

Call **1-800-822-5252** for reservations at any Signature Inn.

Signature Inn

Signature Inn Auburn Hills
I-75 & University Drive
1461 North Opdyke Road
Auburn Hills, Michigan 48057
(313) 370-0044

There's something personal about a Signature.



10

TONY HOWARD

6-1 • 170 • Senior Guard
Pontiac, MI/Northern High School



Tony Howard glides to the hoop

Returns to the Pioneers for his senior season after a one-year absence . . . played in 18 games in 1989, starting 17 . . . averaged 15.4 points per contest, shooting 53 percent from the floor and 83 percent from the foul line . . . also averaged four assists and three steals per game . . . had highs of 26 points against Lake Erie and Hillsdale . . . shot 10-11 from the field against Lake Erie . . . had nine assists each against Northeastern Illinois and Indiana Wesleyan, and seven steals against Grand Valley . . . selected to the Convenient Food Mart Classic All-Tournament team . . . will see his share of backcourt playing time this year . . transferred to OU from State Fair College in Sedalia, Missouri . . . averaged 15 points, six assists, and three steals at State Fair . . .was an All-County selection as a senior at Pontiac Northern High School during the 1985-86 season . . .averaged 14 points, six assists, and three steals that year.

Tony Howard at one week

Tony Howard #10

HOWARD'S STATS:

YEAR	G/ GS	/--TOTAL--/ FG/ FGA FG%	/--3 PT.--/ FG/ FGA FG%	FT/ FTA	FT% PTS	AVG	OFF REB	DEF REB	TOT REB	AVG	PF/ D	AST	TO	BLK	STL	MIN
1988-89	18/ 17	105/ 199 .528	35/ 93 .376	33/ 40	.825 278	15.4	10	14	24	1.3	29/ 0	73	47	4	51	567

William R. Potere, Jr.
President

suburban*press*
and label corporation

1928 Star-Batt Drive - Unit C
Rochester Hills, Michigan 48309
(313) 853-5500 Fax: (313) 853-0062

The Whims Insurance Agency, Inc.
INSURANCE SPECIALISTS SINCE 1917
COMMERCIAL • PERSONAL

1108 N. Main Street
Rochester, MI 48063
651-7321



32

JOEL JENSEN

6-11 • 240 • Junior Center
Rochester, MN/Mayo High School



Joel Jensen fires a jumper

Will be looking to make more of a contribution this year . . . played in 17 games a season ago, averaging one point and one board . . . his season highs were four points and three boards . . . can score in the post and step out to hit the jumper . . . another Oakland transfer from the United States Naval Academy, following in the footsteps of three-time All-GLIAC guard Brian Gregory . . . hails originally from Rochester, Minnesota . . . attended Mayo High School, where he was a four-year center . . . also spent two years throwing the shot put as a prepster.



Joel Jensen at 14 months

JENSEN'S STATS:

YEAR	G/ GS	/--TOTAL--/ FG/ FGA FG%	/--3 PT.--/ FG/ FGA FG%	FT/ FTA	FT%	PTS	AVG	OFF REB	DEF REB	TOT REB	AVG	PF/ D	AST	TO	BLK	STL	MIN
1989-90	17/ 2	5/ 25 .200	0/ 1 .000	7/ 9	.778	17	1.0	4	10	14	.8	25/ 1	4	9	1	7	93

Geo

Prizm LSi 4-dr. Hatchback Sedan

*See The All New **GEO** Line*
Stylish - Affordable - Student Transportation

BILL FOX
CHEVROLET • GEO
725 S. ROCHESTER RD. at AVON

CHEVROLET

Mr. Goodwrench
GM Parts
651-7000

MR. PIZZA BOOTLEGGER
BEER & WINE
COUPONS
LOTTO

Hours
Mon.-Thurs.
9 a.m. to Midnight
Friday
9 a.m. to 2 a.m.
Saturday
9 a.m. to 2 a.m.
Sunday
10 a.m. to Midnight

DELIVERY AVAILABLE AFTER 4:00 P.M. DAILY

ONE 14" PIZZA
CHEESE & 1 ITEM
PICK-UP ONLY $4.99
EXPIRES 6/30/91
DOUBLE CHEESE .95 — EXTRA ITEM .75

Chicago Style Stuffed Pizza

— ANY SMALL —
$1.00 OFF
OR
— ANY LARGE —
$2.00 OFF
PICK-UP ONLY
EXPIRES 6/30/91

2965 WALTON ROAD
ROCHESTER HILLS

375-1111



34 BRYAN PARAHAM

6-4 • 210 • Junior Forward
Toledo, OH/St. Francis deSales High School

Bryan Paraham posts up

Had his season cut short after just seven games last year due to an injury to the same knee that cost him his freshman year . . . is a fourth-year junior . . . was averaging 1.6 points and 3.1 boards in 10 minutes of time per contest . . . a great leaper who had a career-high 13 rebounds against St. Mary's last year . . . saw action in 26 games as a freshman, starting five . . . averaged 3.1 points and 2.5 boards . . . . shot an even 50 percent from the floor . . . . had highs of 13 points and nine rebounds against Grand Rapids Baptist . . . . the 13 points is still his career best . . . . will be in the hunt for front court playing time this year . . . should greatly aid OU's rebounding and inside play . . . came to Oakland from St. Francis DeSales High School in Toledo, the same school that produced Pioneer All-American Scott Bittinger . . . averaged 10 points and seven boards as a high school senior.

Bryan Paraham at 13 months

Bryan Paraham

PARAHAM'S STATS:

YEAR	G/ GS	/--TOTAL--/ FG/ FGA FG%	/--3 PT.--/ FG/ FGA FG%	FT/ FTA	FT%	PTS	AVG	OFF REB	DEF REB	TOT REB	AVG	PF/ D	AST	TO	BLK	STL	MIN
1988-89	26/ 5	32/ 64 .500	0/ 2 .000	16/ 23	.696	80	3.1	26	38	64	2.5	16/ 0	10	8	1	9	308
1989-90	7/ 1	5/ 8 .625	0/ 0 .000	1/ 5	.200	11	1.6	10	12	22	3.1	5/ 0	1	5	0	1	90
Totals	33/ 6	37/ 72 .514	0/ 2 .000	17/ 28	.607	91	2.8	36	50	86	2.6	21/ 0	11	13	1	10	398

NORTH ELECTRIC SUPPLY COMPANY, INC.

373-1070 **962-4411**

1290 N. Opdyke Rd. • Auburn Hills, Michigan 48057-1795



23 ANTHONY SOULE

6-6 • 175 • Junior Forward
Grand Rapids, MI/Ottawa Hills High School

A slender forward who can score both inside and out . . . should make an immediate impact on the Pioneer squad . . . also an excellent leaper who can rebound and block shots . . . was the leading junior college scorer in Florida last year, one of the best states in the country for JUCO basketball . . . averaged almost 25 points and grabbed eight boards per contest . . . was fourth in the Florida Player of the Year voting . . . selected as one of the top 25 players in the JUCO Southeast Region . . . a graduate of Ottawa Hills High School in Grand Rapids . . . will major in business.



Anthony Soule at five years old



50 KEN CRUM

6-7 • 180 • Freshman Forward
Warren, MI/Warren High School

An outstanding shooter who will aid the Pioneers outside attack . . . has the touch to play outside and the height to play inside . . . will get an opportunity to do both as a freshman . . . a first-team All-State Class B selection as a senior at Warren High School . . . averaged 24.6 points in earning Macomb County and Macomb-Oakland Athletic Conference Player of the Year honors . . . one of 14 finalists for Mr. Basketball in Michigan . . . averaged 18.2 points as a junior, when he was a fourth-team All-Stater . . . a two-time All-County, All-Area, and All-Conference choice . . . Warren won the MOAC title all three years Ken was a starter . . . carried a 3.10 prep GPA.

Ken Crum at 21 months



3 TOM ELLER

6-6 • 180 • Freshman Forward
Monticello, IL/Monticello High School

Comes to Oakland with a long list of high school credentials . . .a candidate for extensive playing time at forward . . . an excellent scorer from 12 feet and in . . . also an outstanding rebounder on the offensive and defensive glass . . . a two-time All-State choice in Illinois as selected by the Chicago Sun-Times . . . the all-time leading scorer in the history of Monticello High School with 1,748 points . . . also the single-season scoring leader (699) and career field goal percentage leader . . . averaged 24.7 points and 12.9 boards as a senior after averaging 23 points and 11.3 boards during his junior year . . . a McDonalds All-America nominee and AAU All-American as a senior . . . mentioned with the top quick forwards in the nation in Van Coleman's Recruiter's Notebook . . . made numerous All-Area teams . . . helped Monticello to two straight regional titles after a seven-year drought . . . will major in computer science after carrying a 3.95 prep grade point average.

Tom Eller at three months

Tom #3 Eller



25 PHIL JOHNSON

6-5 • 200 • Freshman Forward
Chicago, IL/South Shore High School

Another Chicago product who migrated east to play for Oakland . . . a solidly built 6-5, 200 pounder who will help out with the dirty work inside . . . a solid defensive player and rebounder . . . a valuable four-year performer for the outstanding South Shore High School program . . . a part-time starter for the South Shore team that went to the Chicago PSL final four . . . averaged 12 points and seven boards as a senior . . . had career-highs of 28 points and 12 rebounds . . . South Shore was 18-10 with nine straight wins last year . . . enrolled in the school of engineering.

Phil Johnson at eight years of age

Phillip K Johnson



33

TY McGREGOR

5-11 • 165 • Freshman Guard
Mio, MI/Au-Sable High School

An outstanding guard who can handle the ball and score equally as well . . . will be in the hunt for backcourt playing time as a freshman . . . a two-time All-State choice in Class D while at Mio Au-Sable High School . . . averaged 30 points and 12 assists per game as a senior . . . Mio's career leader in assists (881) and number two scorer (1,805) . . . helped his school to the state championship as a junior when he averaged 26.5 points and 15 assists . . . scored 28 points in the semi-final win and 32 points in the championship game . . . a McDonalds All-America nominee . . . played in the Michigan Class B-C-D All-Star Game . . . Mio was 71-5 in McGregor's three years as a starter . . . also an excellent baseball centerfielder at Mio . . . a two-time Academic All-State choice as a prepster, carrying a 3.62 grade point average.

Ty McGregor
#33

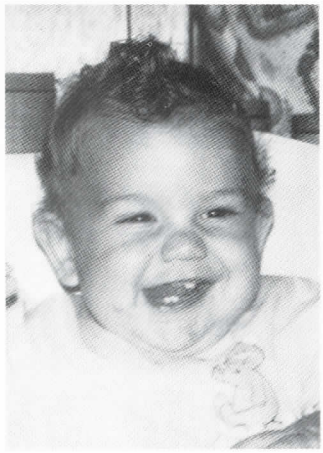

Ty McGregor at nine months



22

BRIAN TUCKER

5-9 • 160 • Freshman Guard
Chicago, IL/DeLaSalle High School

The sleeper of OU's outstanding 1990 recruiting class . . . an outstanding shooter with unlimited range . . . should see backcourt action as a freshman . . . another Chicago import from the excellent DeLaSalle High School program . . . averaged 10 points and five assists per game as a senior . . . helped DeLaSalle to a regional crown after the squad lost in the regional finals during his junior year . . . his school was runner-up in the Chicago Catholic League . . . will major in accounting.

Brian #22
Tucker



Brian Tucker on his second birthday



SIR PIZZA

290 W. TIENKEN
ROCHESTER, MI 48064
WE CATER TO PARTIES

RUSSELL LUXTON

652-0500

Wholesale Prices

Top of the Line Name Brand

BASKETBALL SYSTEMS

" Will Beat All Competitors Lowest Prices "

Installation & Sales For:

❒ Residential & Commercial Use
❒ Repairs and Removal

$ Trade in Old Systems for New $

All Products & Labor Guarantee & Warrenteed

CALL PRO SHOT 629-8105

" DON'T SHOOT AT THE REST, SCORE WITH THE BEST"

401 W. Elizabeth
Fenton, MI 48430

MIKE SIMON

629-8105

1989-90 FINAL OVERALL BASKETBALL STATISTICS

PLAYER	G/ GS	/--TOTAL--/ FG/ FGA FG%	/--3 PT.--/ FG/ FGA FG%	FT/ FTA	FT%	PTS	AVG	OFF REB	DEF REB	TOT REB	AVG	PF/ D	AST	TO	BLK	STL	MIN
Eric TAYLOR	28/ 27	244/ 485 .503	55/ 124 .444	108/ 138	.783	651	23.3	45	134	179	6.4	78/ 4	90	80	13	65	1025
Andre BOND	28/ 28	186/ 384 .484	40/ 96 .417	43/ 50	.860	455	16.3	45	80	125	4.5	81/ 3	35	56	16	36	836
Brian GREGORY	28/ 28	139/ 318 .437	46/ 110 .418	108/ 128	.844	432	15.4	11	84	95	3.4	65/ 0	231	112	7	61	1070
Stacy DAVIS	22/ 6	62/ 137 .453	1/ 3 .333	36/ 65	.554	161	7.3	46	49	95	4.3	47/ 4	9	38	2	17	354
Lee FITZPATRICK	28/ 4	70/ 130 .539	0/ 2 .000	53/ 86	.616	193	6.9	55	85	140	5.0	69/ 1	16	31	17	21	705
Wallace DAVIS	27/ 21	50/ 110 .455	4/ 11 .364	61/ 96	.635	165	6.1	78	90	168	6.2	89/ 5	38	34	5	24	765
Dave HINTZ	25/ 2	19 35 .543	1/ 2 .500	15/ 28	.536	54	2.2	20	49	69	2.8	29/ 0	9	16	3	3	339
Bryan PARAHAM	7/ 1	5/ 8 .625	0/ 0 .000	1/ 5	.200	11	1.6	10	12	22	3.1	5/ 0	1	5	0	1	90
Skip TOWNSEND	28/ 21	12/ 36 .333	0/ 1 .000	16/ 36	.445	40	1.4	26	40	66	2.4	26/ 0	4	9	7	6	246
Rodney WILSON	23/ 0	10/ 34 .294	3/ 9 .333	7/ 10	.700	30	1.3	7	18	25	1.1	11/ 0	5	12	2	6	132
Joel JENSEN	17/ 2	5/ 25 .200	0/ 1 .000	7/ 9	.778	17	1.0	4	10	14	.8	25/ 1	4	9	1	7	93
Troy WEIDMAN	7/ 0	2/ 4 .500	0/ 2 .000	0/ 0	.000	4	.6	0	2	2	.3	1/ 0	2	1	0	2	23
Darrel COLE	9/ 0	2/ 6 .333	0/ 1 .000	1/ 5	.200	5	.6	1	3	4	.5	3/ 0	1	1	1	1	22
Team Rebounds										139							
OAKLAND	28/ 28	806/1712 .471	150/ 362 .414	456/ 656	.695	2218	79.2	348	656	1143	40.8	529/18	445	404	74	250	
Team Rebounds										114							
Opponent Totals	28/ 28	741/1675 .442	165/ 418 .395	380/ 544	.699	2027	72.4	268	565	947	33.8	528/23	489	427	81	195	

1989-90 FINAL GLIAC BASKETBALL STATISTICS

PLAYER	G/ GS	/--TOTAL--/ FG/ FGA FG%	/--3 PT.--/ FG/ FGA FG%	FT/ FTA	FT%	PTS	AVG	OFF REB	DEF REB	TOT REB	AVG	PF/ D	AST	TO	BLK	STL	MIN
Eric TAYLOR	16/ 15	139/ 293 .474	34/ 77 .442	69/ 85	.812	381	23.8	30	82	112	7.0	47/ 3	35	40	7	30	589
Andre BOND	16/ 16	103/ 237 .435	29/ 71 .409	24/ 27	.889	259	16.2	26	46	72	4.5	47/ 0	17	31	10	21	512
Brian GREGORY	16/ 16	72/ 182 .396	25/ 62 .403	61/ 74	.824	230	14.4	7	45	52	3.3	39/ 0	125	47	2	31	615
Lee FITZPATRICK	16/ 1	50/ 94 .532	0/ 1 .000	37/ 61	.607	137	8.6	41	46	87	5.4	44/ 1	13	22	11	9	433
Wallace DAVIS	16/ 16	27/ 70 .386	3/ 8 .375	45/ 65	.692	102	6.4	52	63	115	7.2	54/ 3	27	24	2	15	503
Stacy DAVIS	10/ 0	10/ 29 .345	0/ 1 .000	8/ 17	.471	28	2.8	16	13	29	2.9	14/ 1	2	13	1	1	90
Dave HINTZ	16/ 1	9 18 .500	0/ 0 .000	5/ 15	.333	23	1.4	13	27	40	2.5	18/ 0	6	7	2	2	210
Skip TOWNSEND	16/ 15	5/ 17 .294	0/ 0 .000	8/ 19	.421	18	1.1	18	18	36	2.3	17/ 0	3	4	5	1	133
Joel JENSEN	6/ 0	1/ 9 .111	0/ 1 .000	4/ 4	l.000	6	1.0	1	1	2	.3	5/ 0	1	3	1	1	27
Rodney WILSON	14/ 0	4/ 20 .200	2/ 7 .286	4/ 6	.667	14	1.0	4	8	12	.9	5/ 0	2	7	0	2	70
Darrel COLE	5/ 0	0/ 2 .000	0/ 1 .000	0/ 2	.000	0	.0	0	0	0	.0	3/ 0	1	1	0	0	9
Troy WEIDMAN	5/ 0	0/ 0 .000	0/ 0 .000	0/ 0	.000	0	.0	0	1	1	.0	3/ 0	1	1	0	0	9
Team Rebounds										73							
OAKLAND	16/ 16	420/971 .433	93/ 229 .406	265/ 375	.707	1198	74.9	208	350	631	39.4	293/ 8	232	199	41	113	--
Team Rebounds										64							
Opponent Totals	16/ 16	431/938 .460	89/ 219 .406	209/ 292	.716	1160	72.5	152	342	558	34.9	298/16	296	211	53	94	--

1989-90 FINAL RESULTS (19-9, 10-6 GLIAC)

GAME		OPPONENT	SCORE	ATT	LOC	HIGH SCORER	HIGH REBOUNDER	OPP HI SCORER	OPP HI REBOUNDER
1	#	Taylor University	54-63 L	350	N	16 Stacy Davis	9 Stacy Davis	21 Dale Miller	7 Peter Newhouse
2	#	DePauw U.	69-49 W	486	N	18 Eric Taylor	8 Dave Hintz	11 Crist, Greenlee	6 Dave Ferrell
3		Manchester College	74-60 W	400	A	25 Eric Taylor	7 Stacy Davis	16 Rickey Miller	6 Kent Tibby
4		Christian Hertiage	77-69 W	328	H	24 Eric Taylor	12 Eric Taylor	16 Brad Soucie	6 Rob Meeter
5		St. Mary's College	109-119L	405	H	30 Eric Taylor	14 Stacy Davis	24 James Lakes	11 Lakes, Nicefield
6		Defiance College	82-67 W	400	A	24 Eric Taylor	10 Eric Taylor	13 Kirk Seeman	8 Chad Jostpille
7		Northwood Institute	83-87 L	240	A	33 Eric Taylor	8 Brian Gregory	18 Wlms., Darrough	13 Trent Matthews
8	*	Hillsdale College	78-65 W	400	A	23 Eric Taylor	8 Eric Taylor	18 Jim Bauer	5 Bauer, Martin
9		NE Illinois U.	85-75 W	449	H	22 Eric Taylor	6 Brian Gregory	23 Angelo Mantis	7 Dan Patton
10		Aquinas College	90-61 W	389	H	24 Andre Bond	13 Andre Bond	21 Paul Lauer	14 C. Thompson
11	%	Huntington College	105-93 W	311	H	32 Eric Taylor	9 W. & S. Davis	18 David Nichols	7 Ryan McDowell
12	%	Alma College	73-60 W	333	H	20 Eric Taylor	5 Bond, S. Davis	17 Andy Mangin	8 Bob Norris
13	*	Grand Valley St.	78-73 W	760	H	25 Eric Taylor	10 Eric Taylor	18 Steve Harvey	8 Shawn O'Mara
14	*	Saginaw Valley St.	58-60 L	501	H	17 Eric Taylor	6 W. & S. Davis	17 Rod Creech	8 Bill Vitti
15		Concordia College	119-64 W	250	H	26 Andre Bond	7 Taylor, Fitz	22 Bob Monroe	4 Monroe, Kroemer
16	*	Lake Superior St.	81-78 W	200	A	21 Brian Gregory	9 Eric Taylor	23 Chris Wooley	5 Tom Staudacher
17	*	Ferris State	76-75 W	1831	H	27 Andre Bond	13 Lee Fitzpatrick	25 Leon Larthridge	6 Byrd, Larthridge
18	*	Wayne State	75-69 W	289	A	30 Eric Taylor	10 Wallace Davis	18 Stark, Johnson	7 Otis Evans
19	*	Michigan Tech	87-75 W	647	H	30 Eric Taylor	9 Lee Fitzpatrick	18 Paul Turino	6 Hoffman, Wesley
20	*	Northern Michigan	82-74 W	610	H	28 Eric Taylor	17 Wallace Davis	22 Mike Nelson	13 S. Campbell
21	*	Grand Valley St.	81-98 L	1356	A	32 Eric Taylor	9 Lee Fitzpatrick	23 Joe Schuitema	8 Charlie Mandt
22	*	Saginaw Valley St.	57-78 L	600	A	19 Eric Taylor	7 Wallace Davis	26 Herb Schoepke	8 Schoepke, Vitti
23	*	Lake Superior State	86-72 W	658	H	25 Eric Taylor	10 Wallace Davis	15 Brett Zuver	5 Thomas, Koski
24	*	Ferris State	34-40 L	1565	A	13 Brian Gregory	9 Eric Taylor	16 Leon Larthridge	5 Hibbitts, Larth
25	*	Wayne State	57-58 L	840	H	19 Eric Taylor	13 Wallace Davis	15 Mike Acton	8 Mike Seurynck
26	*	Michigan Tech	95-79 W	918	A	42 Eric Taylor	10 Eric Taylor	20 Leon McGee	5 Hoffman, Willman
27	*	Northern Michigan	66-73 L	837	A	20 Brian Gregory	6 Wallace Davis	18 Clark, Ingalls	8 Tim Gray
28	*	Hillsdale College	107-93 W	505	H	39 Andre Bond	8 Skip Townsend	24 Tony Gericke	8 Jim Bauer

* GLIAC # NKU Tournament % Convenient Food Mart Cl.

SEASON HIGHS/LOWS

		Oakland University	Opponent
Points 1st Half:	High	60 vs Concordia College	58 by Huntington College
	Low	14 vs Ferris State	14 by Ferris State
Points 2nd Half:	High	59 vs Concordia College	50 by Grand Valley St.
	Low	20 vs Ferris State	24 by Wayne State
Total Points:	High	119 vs Concordia College	119 by St. Mary's College
	Low	34 vs Ferris State	40 by Ferris State
Total Field Goals Made:	High	48 vs. Concordia College	45 by St. Mary's College
	Low	13 vs Ferris State	14 by Ferris State
Total Field Goals Att:	High	82 vs Hillsdale College	86 by St. Mary's College
	Low	44 vs Manchester College	32 by Ferris State
Total FG Percentage:	High	.615 vs Concordia College	.564 by Huntington College
	Low	.283 vs Ferris State	.300 by DePauw University
3-Pt Field Goals:	High	17 vs. Hillsdale College	11 by NE Illinois U.
	Low	1 vs Christian Hertiage	2 by Wayne State
3-Pt FG Attempted:	High	26 vs Hillsdale College	30 by Christian Heritage
	Low	3 vs Alma College	7 by Wayne State
3-Pt FG Percentage:	High	.667 vs Alma College	.688 by NE Illinois U.
	Low	.125 vs Christian Heritage	.158 by Alma College
Free Throws:	High	31 vs Huntington College	28 by Northwood Institute
	Low	5 vs Ferris State	4 by Christian Heritage
Free Throws Attempted:	High	42 vs Huntington College	40 by Northwood Institute
	Low	6 vs. Ferris State	6 by Christian Hertiage
Free Throw Percentage:	High	.923 vs Northern Michigan	.889 by Wayne State
	Low	.524 vs Alma College	.500 by Defiance College
Offensive Rebounds:	High	24 vs. Ferris State	16 by Grand Valley State
	Low	4 vs Northern Michigan	4 by Ferris State
Defensive Rebounds:	High	39 vs Aquinas College	33 by St. Mary's College
	Low	10 vs Ferris State	11 by Concordia College
Total Rebounds:	High	60 vs Aquinas College	53 by St. Mary's College
	Low	29 vs Northern Michigan	23 by Ferris State
Assists:	High	29 vs Concordia College	30 by St. Mary's College
	Low	7 vs Ferris State	10 by Saginaw Valley State
Blocked Shots:	High	7 vs Aquinas College	8 by St. Mary's College
	Low	0 vs Taylor University	0 by Wayne State
Steals:	High	19 vs. Huntington College	13 by Defiance College
	Low	3 vs Michigan Tech	1 by Ferris State
Turnovers:	High	25 vs St. Mary's College	31 by Concordia College
	Low	6 vs Ferris State	7 by Ferris State
Personal Fouls:	High	28 vs Northwood Institute	33 by St. Mary's College
	Low	12 vs Ferris State	6 by Ferris State

GREAT LAKES INTERCOLLEGIATE ATHLETIC CONFERENCE

1989-90 FINAL STANDINGS

MEN'S BASKETBALL	GLIAC		Overall	
FINAL STANDINGS	W	L	W	L
Ferris State University	14	2	18	11
Northern Michigan University	11	5	19	9
Grand Valley State University	11	5	19	9
Oakland University	10	6	19	9
Saginaw Valley State University	6	10	15	13
Michigan Tech University	6	10	12	15
Hillsdale College	6	10	10	18
Wayne State University	5	11	10	18
Lake Superior State University	3	13	8	20

INDIVIDUAL LEADERS

SCORING	INST	G	PTS	AVG
1 Eric Taylor	**OU**	**16**	**381**	**23.8**
2 David Tuck	FSU	16	325	20.3
3 Chris Wooley	LSSU	16	297	18.6
4 Leon Larthridge	FSU	16	276	17.3
5 Jim Bauer	HC	16	264	16.5
6 Andre Bond	**OU**	**16**	**259**	**16.2**
7 Leon McGee	MTU	16	253	15.8

THREE-POINT PCT.	INST	3FG	ATT	PCT
1 Rick Gray	LSSU	24	43	.558
2 Gerald Clark	NMU	13	27	.481
3 Paul Turino	MTU	11	23	.478
4 Kurt Godlevske	MTU	25	54	.463
5 Jerry Tharp	HC	49	106	.462
6 Brian Paupore	HC	15	33	.455
7 Kevin Rice	NMU	12	27	.444
8 Eric Taylor	**OU**	**34**	**77**	**.442**
9 Pete Hoffman	MTU	35	81	.432
10 Joe Schuitema	GVSU	36	85	.424

REBOUNDING	INST	G	REB	AVG
1 Jim Bauer	HC	16	143	8.9
2 Bill Vitti	SVSU	16	138	8.6
3 Greg Hibbitts	FSU	15	116	7.7
4 Don Goheski	NMU	16	123	7.7
5 Wallace Davis	**OU**	**16**	**115**	**7.2**
6 Eric Taylor	**OU**	**16**	**112**	**7.0**
7 Otis Evans	WSU	16	105	6.6
8 Herb Schoepke	SVSU	16	103	6.4
9 Sherman Campbell	NMU	15	94	6.3

FIELD GOAL PCT.	INST	FG	ATT	PCT
1 Otis Evans	WSU	77	116	.664
2 Don Goheski	NMU	79	133	.593
3 Jason Willman	MTU	70	121	.579
4 Jim Bauer	HC	108	196	.551
5 Leon McGee	MTU	91	168	.542
6 Bill Vitti	SVSU	65	122	.533
7 Charlie Mandt	GVSU	82	154	.532
8 Rick Gray	LSSU	88	168	.524
9 Heath Thomas	LSSU	70	138	.507

ASSISTS	INST	G	AST	AVG
1 Brian Gregory	**OU**	**16**	**125**	**7.8**
2 Doug Ingalls	NMU	16	122	7.6
3 Tony Koski	LSSU	16	89	5.5
4 Jerry Tharp	HC	15	78	5.2
5 Jeff Byrd	FSU	16	82	5.1
6 Jeff Johnston	MTU	16	80	5.0
7 Rod Creech	SVSU	16	73	4.6
8 Art Johnson	WSU	16	72	4.5
9 Jason Devine	GVSU	16	71	4.4

FREE THROW PCT.	INST	ATT	PCT
1 Steve Harvey	GVSU	74	82	.902
2 Leon Larthridge	FSU	56	67	.880
3 Todd Jenks	GVSU	34	40	.850
4 Chad Christman	SVSU	35	42	.833
5 Brian Gregory	**OU**	**61**	**74**	**.824**
6 Herb Schoepke	SVSU	52	64	.813
7 Eric Taylor	**OU**	**69**	**85**	**.812**
8 David Tuck	FSU	56	70	.800

1989-90 ALL-GLIAC TEAMS

1st Team

David Tuck, Ferris State
ERIC TAYLOR, OAKLAND
Jim Bauer, Hillsdale
Chris Wooley, Lake Superior State
Herb Schoepke, Saginaw Valley State

2nd Team

Don Goheski, Northern Michigan
Todd Jenks, Grand Valley State
BRIAN GREGORY, OAKLAND
Leon Larthridge, Ferris State
Pete Hoffman, Michigan Tech

All Defensive Team

WALLACE DAVIS, OAKLAND
Gerald Clark, Northern Michigan
Bill Vitti, Saginaw Valley State
Rob Gurney, Grand Valley State
Greg Hibbits, Ferris State

Honorable Mention

Gerald Clark, Northern Michigan
ANDRE BOND, OAKLAND
Otis Evans, Wayne State
Leon McGee, Michigan Tech
Rod Creech, Saginaw Valley State

MOST VALUABLE PLAYER: David Tuck, Ferris State
FRESHMAN OF THE YEAR: Leon McGee, Michigan Tech
COACH OF THE YEAR: Tom Ludwig, Ferris State



MEET THE OPPONENTS

PIONEERS

1990-91 OU OPPONENTS

BALDWIN-WALLACE COLLEGE
Alma Tip-Off Tournament — Nov. 16 - 17

Location:	Berea, Ohio
Enrollment:	2,500
Nickname:	Yellow Jackets
Colors:	Brown and Gold
Affiliation:	NCAA II
Conference:	OAC
Athletic Director:	Steve Bankson
Head Coach:	Steve Bankson
Record at School:	364-222, 21 years
Assist. Coaches:	Syd Scott, Don Hershey
1989-90 Record:	18-9
Series Record:	0-0
Home Court:	Ursprung Gymnasium
SID:	Kevin Ruple
SID Phone:	216-826-2327

ALMA COLLEGE
Alma Tip-Off Tournament — Nov. 16 - 17

Location:	Alma, MI
Enrollment:	1,200
Nickname:	Scots
Colors:	Maroon and Cream
Affiliation:	NCAA III
Conference:	MIAA
Athletic Director:	Debra Mapes
Head Coach:	Bob Eldridge
Record at School:	265-159, 18 years
Assist. Coaches:	Rob Boden, Stan Schneider
1989-90 Record:	12-13
Series Record:	5-4, AC
Home Court:	Cappaert Gym
SID:	Greg Baadte
SID Phone:	517-463-7279

SPRING ARBOR COLLEGE
Alma Tip-Off Tournament — Nov. 16 - 17

Location:	Spring Arbor, MI
Enrollment:	950
Nickname:	Cougars
Colors:	Blue and Gold
Affiliation:	NAIA
Conference:	none
Athletic Director:	Hank Burbridge
Head Coach:	Rob Miller
Record at School:	15-51, two years
Assist. Coaches:	Walt Paszkier
1989-90 Record:	9-24
Series Record:	3-0, OU
Home Court:	Cougar Gymnasium
SID:	Rob Miller
SID Phone:	517-750-1200 x606

CENTRAL MICHIGAN UNIVERSITY
Away - Sun., Nov. 25 - 7:00 PM

Location:	Mt. Pleasant, MI
Enrollment:	17,229
Nickname:	Chippewas
Colors:	Maroon and Gold
Affiliation:	NCAA I
Conference:	MAC
Athletic Director:	Dave Keilitz
Head Coach:	Charlie Coles
Record at School:	77-71, five years
Assist. Coaches:	Dave Ginsberg, Bob Sippell
1989-90 Record:	13-17
Series Record:	6-0, CMU
Home Court:	Rose Arena
SID:	Fred Stabley, Jr.
SID Phone:	517-774-3277

NORTHWESTERN UNIVERSITY
Away - Tue., Nov. 27 - 8:00 PM

Location:	Evanston, IL
Enrollment:	7,400
Nickname:	Wildcats
Colors:	Purple and White
Affiliation:	NCAA I
Conference:	Big 10
Athletic Director:	Bruce Currie
Head Coach:	Bill Foster
Record at School:	468-379, 30 years
Assist. Coaches:	Bill Donlon, Tim Carter, Sean Kearney
1989-90 Record:	9-19
Series Record:	0-0
Home Court:	Welsh-Ryan Arena
SID:	Tim Clodjeaux
SID Phone:	708-491-7503

ST. MARY'S COLLEGE (MI)
Away - Wed., Dec. 5 - 7:30 PM

Location:	Orchard Lake, MI
Enrollment:	500
Nickname:	Eagles
Colors:	Red and White
Affiliation:	NAIA
Conference:	None
Athletic Director:	Glen Donahue
Head Coach:	Glen Donahue
Record at School:	60-46, three years
Assist. Coaches:	Kevin Donahue, Jay Koby, Mike Belczak
1989-90 Record:	23-13
Series Record:	10-3, OU
Home Court:	Dombrowski Fieldhouse
SID:	Kevin Donahue
SID Phone:	313-683-0445

HILLSDALE COLLEGE
Home - Sat., Dec. 8 - 3:00 PM
Away - Mon., Jan. 28 - 8:00 PM

Location:	Hillsdale, MI
Enrollment:	1,100
Nickname:	Chargers
Colors:	Royal Blue and White
Affiliation:	NCAA II
Conference:	GLIAC
Athletic Director:	Jack McAvoy
Head Coach:	Bernie Balikian
Record at School:	First year
Assist. Coaches:	Mark Huffman, Scott Sekal
1989-90 Record:	10-18
Series Record:	20-19, HC
Home Court:	Phillips Arena
SID:	Pat Riepma
SID Phone:	517-437-7364

THE UNIVERSITY OF FINDLAY
Away - Tue., Dec. II - 7:30 PM

Location:	Findlay, OH
Enrollment:	2,000
Nickname:	Oilers
Colors:	Black and Orange
Affiliation:	NAIA
Conference:	none
Athletic Director:	Ron Niekamp
Head Coach:	Ron Niekamp
Record at School:	105-37, five years
Assist. Coaches:	Al Baker
1989-90 Record:	17-10
Series Record:	0-0
Home Court:	Croy Gym
SID:	David Faiella
SID Phone:	419-424-4727

EDINBORO UNIVERSITY
Home - Wed., Dec. 19 - 7:30 PM

Location:	Edinboro, PA
Enrollment:	7,000
Nickname:	Fighting Scots
Colors:	Red and White
Affiliation:	NCAA II
Conference:	PSAC
Athletic Director:	Jim McDonald
Head Coach:	Greg Walcavich
Record at School:	22-5, one year
Assist. Coaches:	Tim Smiley
1989-90 Record:	22-5
Series Record:	0-0
Home Court:	McComb Gymnasium
SID:	Todd Jay
SID Phone:	814-732-2811

AQUINAS COLLEGE
Oakland Holiday Classic — Dec. 29-30

Location:	Grand Rapids, MI
Enrollment:	1,300
Nickname:	Saints
Colors:	Red and White
Affiliation:	NAIA
Conference:	None
Athletic Director:	Terry Bocian
Head Coach:	Rick Albro
Record at School:	first year
Assist. Coaches:	TBA
1989-90 Record:	8-23
Series Record:	9-2, OU
Home Court:	Assembly Building
SID:	Sharon Hudson
SID Phone:	616-459-8281

ST. JOSEPH'S COLLEGE
Oakland Holiday Classic — Dec. 29-30

Location:	Rensselaer, IN
Enrollment:	1,000
Nickname:	Pumas
Colors:	Cardinal and Purple
Affiliation:	NCAA II
Conference:	GLVC
Athletic Director:	Bill Hogan
Head Coach:	Bill Hogan
Record at School:	93-77, six years
Assist. Coaches:	Jack Trainer
1989-90 Record:	14-14
Series Record:	0-0
Home Court:	Alumni Fieldhouse
SID:	Chuck Schuttrow
SID Phone:	219-866-6141

ADRIAN COLLEGE
Oakland Holiday Classic — Dec. 29 - 30

Location:	Adrian, MI
Enrollment:	1,150
Nickname:	Bulldogs
Colors:	Black and Gold
Affiliation:	NCAA III
Conference:	MIAA
Athletic Director:	Henry Mensing
Head Coach:	Buck Riley
Record at School:	91-102, eight years
Assist. Coaches:	TBA
1989-90 Record:	10-16
Series Record:	10-2, OU
Home Court:	Merillat Sports Center
SID:	Susie Renner
SID Phone:	517-265-5161

SAGINAW VALLEY STATE UNIVERSITY
Away - Thu., Jan. 3 - 8:30 PM
Home - Thu., Jan. 31 - 7:30 PM

Location:	University Ctr., MI
Enrollment:	5,377
Nickname:	Cardinals
Colors:	Red, White and Blue
Affiliation:	NCAA II
Conference:	GLIAC
Athletic Director:	Bob Becker
Head Coach:	Dr. Robert Pratt
Record at School:	286-212, 17 years
Assist. Coaches:	Tim Inman
1989-90 Record:	15-13
Series Record:	24-12, SVS
Home Court:	O'Neill Arena
SID:	Tom Waske
SID Phone:	517-790-4053

GRAND VALLEY STATE UNIVERSITY
Away - Sat., Jan. 5 - 3:00 PM
Home - Sat., Feb. 2 - 3:00 PM

Location:	Allendale, MI
Enrollment:	10,906
Nickname:	Lakers
Colors:	Black, Blue and White
Affiliation:	NCAA II
Conference:	GLIAC
Athletic Director:	Dr. Michael Kovalchik
Head Coach:	Tom Villemure
Record at School:	347-192, 18 years
Assist. Coaches:	Bill Springer, George Fuller
1989-90 Record:	19-9
Series Record:	33-15, GVS
Home Court:	GVSC Fieldhouse
SID:	Don Thomas
SID Phone:	616-895-3275

CONCORDIA COLLEGE
Home - Mon., Jan. 7 - 7:30 PM.

Location:	Ann Arbor, MI
Enrollment:	500
Nickname:	Cardinals
Colors:	Red and White
Affiliation:	NAIA
Conference:	none
Athletic Director:	Dr. Alan Twietmeyer
Head Coach:	Chuck Boerger
Record at School:	66-176, eight years
Assist. Coaches:	Dean Pate, Scott Goodpaster
1989-90 Record:	6-28
Series Record:	1-0, OU
Home Court:	Cardinal Gym
SID:	Chuck Boerger
SID Phone:	313-995-7344

LAKE SUPERIOR STATE UNIVERSITY
Home - Thu., Jan. 10 - 7:30 PM
Away - Thu., Feb. 7 - 7:45 PM

Location:	Sault Ste. Marie, MI
Enrollment:	3,100
Nickname:	Lakers
Colors:	Royal Blue and Gold
Affiliation:	NCAA II
Conference:	GLIAC
Athletic Director:	Jim Fallis
Head Coach:	Mark Paluszak
Record at School:	8-20, one year
Assist. Coaches:	Terry Smith
1989-90 Record:	8-20
Series Record:	20-20
Home Court:	Norris Gymnasium
SID:	Scott Monaghan
SID Phone:	906-635-2601

NORTHWOOD INSTITUTE
Home - Sat., Jan. 12 - 3:00 PM

Location:	Midland, MI
Enrollment:	1,710
Nickname:	Northmen
Colors:	Columbia Blue and White
Affiliation:	NAIA
Conference:	none
Athletic Director:	David W. Coffey
Head Coach:	Pat Miller
Record at School:	176-222, 14 years
Assist. Coaches:	Tom Graves
1989-90 Record:	19-16
Series Record:	16-14, OU
Home Court:	Bennett Sports Center
SID:	Fritz Reznor
SID Phone:	517-832-4239

WAYNE STATE UNIVERSITY
Home - Thu., Jan. 17 - 7:30 PM
Away - Thu., Feb. 14 - 7:30 PM

Location:	Detroit, MI
Enrollment:	32,477
Nickname:	Tartars
Colors:	Green and White
Affiliation:	NCAA II
Conference:	GLIAC
Athletic Director:	Christ Petrouleas
Head Coach:	Ron Hammye
Record at School:	18-38, two years
Assist. Coaches:	Derrick McDowell
1989-90 Record:	10-18
Series Record:	31-15, WSU
Home Court:	Matthaei Building
SID:	Richard Thompson, Jr.
SID Phone:	313-577-7542

FERRIS STATE UNIVERSITY
Away - Sat., Jan. 19 - 3:00 PM
Home - Sat., Feb. 14 - 3:00 PM

Location:	Big Rapids, MI
Enrollment:	11,878
Nickname:	Bulldogs
Colors:	Crimson and Gold
Affiliation:	NCAA II
Conference:	GLIAC
Athletic Director:	Dean Davenport
Head Coach:	Tom Ludwig
Record at School:	173-82, nine years
Assist. Coaches:	Lewis Garner
1989-90 Record:	18-11
Series Record:	35-10, FSU
Home Court:	FSU Fieldhouse
SID:	Ted Halm
SID Phone:	616-592-2331

NORTHERN MICHIGAN UNIVERSITY
Away - Thu., Jan. 24 - 8:00 PM
Home - Mon., Feb. 25 - 7:30 PM

Location:	Marquette, MI
Enrollment:	8,400
Nickname:	Wildcats
Colors:	Old Gold and Olive Green
Affiliation:	NCAA II
Conference:	GLIAC
Athletic Director:	Rick Comley
Head Coach:	Dean Ellis
Record at School:	56-55, four years
Assist. Coaches:	Troy Mattson
1989-90 Record:	19-9
Series Record:	11-7, NMU
Home Court:	Hedgcock Fieldhouse
SID:	Jim Pinar
SID Phone:	906-227-1012

MICHIGAN TECHNOLOGICAL UNIVERSITY
Away - Sat., Jan. 26 - 3:00 PM
Home - Sat. Feb. 23 - 3:00 PM

Location:	Houghton, MI
Enrollment:	6,500
Nickname:	Huskies
Colors:	Silver and Gold
Affiliation:	NCAA II
Conference:	GLIAC
Athletic Director:	Rick Yeo
Head Coach:	Geof Kotila
Record at School:	42-55, four years
Assist. Coaches:	Kevin Luke
1989-90 Record:	12-15
Series Record:	14-8, OU
Home Court:	SDC Gym
SID:	Dave Fischer
SID Phone:	906-487-2350

ROCHESTER MICHIGAN
KNAPPS
A KNAPPBURGER IS MORE THAN JUST A HAMBURGER IT'S A TRADITION!
304 Main St. Downtown Rochester 651-4545

OU MEN'S BASKETBALL VS. ALL OPPONENTS

COLLEGE	WON	LOST
Adrian College	10	2
University of Akron	2	2
Alabama State University	1	0
Albion College	4	7
Alma College	4	5
Aquinas College	8	2
Ashland College	2	5
Ball State University	0	2
Bethany College	1	0
Bristol University	1	0
Brockport College	0	5
Central Michigan University	0	6
Central State University	2	1
Christian Hertiage College	1	0
Concordia College	2	1
C. W. Post College	0	1
Defiance College	4	0
DePauw University	1	0
University of Detroit	0	7
Detroit Institute of Technology	3	1
Dillard University	0	1
University of Dubuque	0	1
Eastern Michigan University	1	5
Eastern New Mexico University	1	0
Ferris State University	10	35
University of Florida	1	0
Fredonia State College	0	1
Genesee State College	1	0
Grand Rapids Baptist College	2	0
Grand Valley State University	13	33
Hanover College	1	0
Hillsdale College	19	19
Huntington College	1	1
University of Illinois-Chicago	4	0
Illinois Institute of Technology	4	4
Illinois State University	0	1
Indiana Institute of Technology	2	0
University of Indianapolis	0	1
Indiana-Purdue at Fort Wayne	8	1
Indiana Wesleyan University	1	0
Kalamazoo College	1	2
Lake Erie College	1	0
Lake Superior State University	20	20
Lock Haven University	0	1
Mackinac College	1	0
Manchester College	2	0
Mercy College	3	1
University of Michigan-Dearborn	5	0
University of Maryland-Eastern Shore	0	1
Michigan Technological University	14	8
Morgan State University	0	1
Nazareth College	1	0
New Hampshire College	1	0
New York Institute of Technology	0	2
Northeastern Illinois University	10	0
Northern Illinois University	0	2
Northern Kentucky University	5	6
Northern Michigan University	7	11
Northwood Institute	16	14
Olivet College	8	7
Queens College	2	0
Quincy College	1	1
St. Joseph's College	1	3
St. Mary's College	11	3
Saginaw Valley State University	11	24
Shaw College	5	0
Siena Heights College	1	0
University of South Alabama	0	1
Spring Arbor College	3	0
Taylor University	2	2
Thomas More College	0	2
University of Toledo	0	1
Tri-State University	2	3
Walsh College	0	1
Wayne State University	15	31
West Virginia State College	1	0
West Texas State	0	1
Western Michigan University	0	2
Western Ontario University	10	0
Wheaton College	1	0
University of Windsor	6	1
University of Wisconsin-Green Bay	0	2
University of Wisconsin-Milwaukee	0	5
University of Wisconsin-Parkside	1	3
University of Wooster	2	3
Wright State University	1	2
Xavier University	0	1

Troy Honda

REALLY DELIVERS

- Professional sales and service
- Individual attention for every buyer
- Follow-up by our sales and service department
- Every question answered
- Ride to work
- Car wash with every service
- 100% genuine Honda parts
- No high pressure sales tactics

At Troy Honda, every customer is our most important customer . . . before and after the sale!

MAKE BUYING A CAR A GOOD EXPERIENCE

Troy Honda

TROY MOTOR MALL



1835 Maplelawn Drive
(between Crooks & Coolidge)
Open Monday & Thursday 'til 9 p.m.
Service Open Monday 7:30 a.m.-9 p.m.
Tuesday-Friday 7:30 a.m.-6 p.m.
649-0202

ROCHESTER KNEE AND SPORTS MEDICINE, P.C.

Jeffrey H. DeClaire, M.D. Orthopaedic Surgery
Arthroscopic and Reconstructive Surgery of the Knee and Shoulder

2055 Crooks Road
Rochester Hills, MI 48309
313-853-2300

CLARKSTON FAMILY AND SPORTS MEDICINE CLINIC

DANIEL M. BIELAK, D.O., F.A.C.S.M.
MICHAEL H. THERRIAULT, A.T., C., M.A.C.S.M.
NANCY L. HALL P.A.-C; A.T., C.

7650 Dixie Hwy. Clarkston, MI 48016
Office: 625-1058

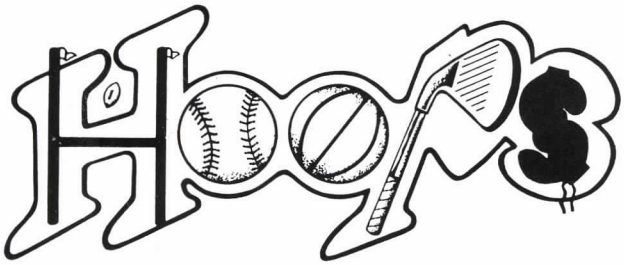

SPORTS SPIRITS

2705 Lapeer Road • Auburn Hills, Michigan 48057 • (313) 373-4744

After the Game Visit Another Winner!

McDonald's

Corner of Adams & Walton
Rochester Hills

For Finer Floor Finishing
CALL
CAMERON THE SANDMAN
477-8108

20730 ROBINSON
FARMINGTON, MICHIGAN 48024

HARDWOOD FLOORS SUPPLIED

• LAYING	• SANDING	• FINISHING
• PARQUET	• PLANK	• STRIP
• LICENSED	• BONDED	• INSURED

GREG CAMERON



RECORDS AND HISTORY

PIONEERS

IN AN INTERVIEW, YOU ONLY GET ONE CHANCE TO MAKE A FIRST IMPRESSION.

MAKE THE IMPRESSION COUNT

At Redwood & Ross, we are in the business of developing your professional image.

Redwood & Ross

Traditional clothiers for men & women
241 Merrill
Downtown Birmingham
644-7520

Monday-Wednesday & Saturday 9:30 a.m.-5:30 p.m.
Thursday & Friday 9:30 a.m.-9 p.m.

MEN'S BASKETBALL RECORDS

INDIVIDUAL SINGLE-GAME RECORDS

Points: 52 by Chris Howze vs. Michigan-Dearborn, 12-19-85
Field Goals: 21 by Carvin Melson vs. Grand Valley State, 1-29-72
Three-Point Field Goals: 7 by Andre Bond vs. Hillsdale, 2-28-90
Three-Point Field Goals Attempted: 12 by Andre Bond vs. Northeastern Illinois, 11-21-87; 12 by Brian Gregory vs. St. Mary's, 11-29-89
Three-Point Field Goal Pct.: 1.000 (6-6) by Tony Howard vs. Lake Erie, 11-19-89
Free Throws: 16 by John Henderson vs. St. Mary's, 1-14-89
Rebounds: 27 by Tom Allan vs. Grand Valley State, 1-26-88
Assists: 25 by Brian Gregory vs. N. Michigan, 11-25-87
Blocked Shots: 6 by Dan Rawlings vs. Shaw College, 12-12-79
Steals: 9 by Eric Taylor vs. Huntington, 12-29-89
Consecutive Field Goals Made: 13 by Chris Howze vs. Aquinas, 12-30-85
Consecutive Free Throws Made: 35 by Scott Bittinger, 1987-88 (five games)

TEAM SINGLE-GAME RECORDS

Points: 150 vs. Northeastern Illinois, 11-21-87
Points Allowed: 128 vs. Northern Michigan (3 OT) 11-25-87; 127 vs. Central Michigan, 1-2-87
Most Field Goals: 55 vs. Albion, 1-28-72; 55 vs. Northern Michigan, (3 OT), 11-25-87
Most Field Goals Attempted: 102 vs. Aquinas, 12-28-87
Best Field Goal Percentage: .677 (44-65) vs. Michigan-Dearborn, 1-12-87
Best Field Goal Percentage, One Half: .886 (15-17) vs. Lake Erie College (1st half), 12-19-87
Most Three-Point Field Goals: 17 vs. Hillsdale, 2-28-90
Most Three-Point Field Goals Attempted: 36 vs. Northeastern Illinois, 11-21-87
Best Three-Point Field Goal Percentage: .786 (11-14) vs. Lake Erie, 11-19-89
Best Three-Point Field Goal Percentage, One Half: 1.000 (7-7) vs. Lake Erie (1st half), 11-19-89
Most Free Throws: 33 vs. Saginaw Valley State, 1-25-86
Most Free Throws Attempted: 50 vs. Windsor, 1-4-72
Highest Two-Team Score: 271 (OU 143, Northern Michigan 128 (3 OT)), 11-25-87; 243 (CMU 127, OU 116), 12-2-87
Fewest Points Scored: 34 vs. Ferris State, 2-15-90
Fewest Points Allowed: 38 vs. Hillsdale, 2-9-90
Victory Margin: 74 (150-76 vs. Northeastern Illinois), 1987-88
Defeat Margin: 68 (45-113 vs. Detroit) 1976-77

TEAM SEASON RECORDS

Field Goals: 982, 1987-88
Field Goals Attempted: 2019, 1971-72
Field Goal Percentage: .518, 1983-84
Three-Point Field Goals: 161, 1988-89
Three-Point Field Goals Attempted: 430, 1988-89
Three-Point Field Goal Percentage: .414, 1989-90
Free Throws: 577, 1987-88
Free Throws Attempted: 757, 1987-88
Free Throw Percentage: .775, 1988-89
Rebounds: 1217, 1987-88
Assists: 636, 1987-88
Blocked Shots: 86, 1981-82
Steals: 337, 1981-82
Fouls: 598, 1977-78
Points: 2685, 1987-88
Points Per Game: 95.9, 1987-88
Points Allowed: 2506, 1987-88
Points Per Game Allowed: 93.6, 1967-68
Most Consecutive Wins: 8, 1988-89
Most Consecutive Losses: 13, 1974-75
Most Wins: 20, 1988-89
Most Losses: 22, 1974-75
Fewest Wins: 4, 1974-75
Fewest Losses: 8, 1986-87, 1988-89
Best W-L Record: 20-8, 1986-87, 1988-89
Worst W-L Record: 4-22, 1974-75
All-Time Overtime Record: OT-10-11; 2 OT 1-2; 3 OT 1-1; 4 OT 0-1

PIONEER SEASON LEADERS

FIELD GOALS MADE

1. Scott Bittinger, 1987-88, 291
2. Carvin Melson, 1971-72, 284
3. Carvin Melson, 1972-73, 283
4. Eric Taylor, 1989-90, 244
5. Mike Mohn, 1983-84, 226
6. Carvin Melson, 1970-71, 225
7. John Henderson, 1988-89, 217
8. Chris Howze, 1984-85, 213
9. Mike Mohn, 1982-83, 206
10. Tim Kramer, 1978-79, 193

FIELD GOALS ATTEMPTED

1. Carvin Melson, 1971-72, 535
2. Scott Bittinger, 1987-88, 522
3. Eric Taylor, 1989-90, 485
4. Carvin Melson, 1972-73, 479
5. Carvin Melson, 1970-71, 431
6. Mike Mohn, 1983-84, 423
7. Chris Howze, 1984-85, 411
8. John Henderson, 1988-89, 397
9. Chris Howze, 1985-86, 393
10. Tim Kramer, 1978-79, 391

FIELD GOAL PERCENTAGE (125 att.)

1. Bill Peterson,1980-81, .598
2. Carvin Melson, 1972-73, .591
3. John Ely, 1968-69, .563
4. John Henderson, 1987-88, .559
5. Scott Bittinger, 1987-88, .558
6. Harold Davis, 1983-84, .553
7. Dan Rawlings,1979-80, .552
8. Andre Bond, 1988-89, .549
9. Larry Lubitz, 1981-82, .547
   John Henderson, 1988-89, .547

THREE-POINT FIELD GOALS MADE

1. Eric Taylor, 1989-90, 55
2. Andre Bond, 1987-88, 49
3. John Henderson, 1988-89, 48
4. Brian Gregory, 1989-90, 46
5. Andre Bond, 1989-90, 40
6. Johnny Johnson, 1986-87, 38
7. Tony Howard, 1988-89, 35
8. Rickey Miller, 1987-88, 31
9. Brian Gregory, 1988-89, 30
10. Brian Gregory, 1987-88, 27

THREE-POINT FIELD GOALS ATTEMPTED

1. Andre Bond, 1987-88, 131
2. Eric Taylor, 1989-90, 124
3. Brian Gregory, 1989-90, 110
4. Johnny Johnson, 1986-87, 101
   John Henderson, 1988-89, 101
6. Andre Bond, 1989-90, 96
7. Tony Howard, 1988-89, 93
8. Brian Gregory, 1988-89, 86
9. Brian Gregory, 1987-88, 75
10. Rickey Miller, 1987-88, 74

THREE-POINT FIELD GOAL PERCENTAGE (25 att.)

1. Scott Bittinger, 1986-87, .511
2. John Henderson, 1988-89, .475
3. Eric Taylor, 1989-90, .444
4. Brian Gregory, 1989-90, .418
5. Andre Bond, 1989-90, .417
6. Rickey Miller, 1987-88, .419
7. Rob Alvin, 1986-87, .417
8. Johnny Johnson, 1986-87, .376
   Tony Howard, 1988-89, .376
10. Andre Bond, 1987-88, .374

FREE THROWS MADE

1. Scott Bittinger, 1987-88, 157
2. Brian Gregory, 1987-88, 149
3. John Henderson, 1987-88, 144
4. Carvin Melson, 1971-72, 140
5. John Henderson, 1988-89, 136
6. Carvin Melson, 1972-73, 127
7. Tim Kramer, 1978-79, 117
8. Scott Bittinger, 1985-86, 114
9. Bill Peterson, 1980-81, 110
10. Carvin Melson, 1970-71, 109

FREE THROWS ATTEMPTED

1. Brian Gregory, 1987-88, 191
2. Scott Bittinger, 1987-88, 186
3. Carvin Melson, 1971-72, 184
4. Tim Kramer, 1978-79, 174
5. John Henderson, 1987-88, 167
6. John Henderson, 1988-89, 164
7. Carvin Melson, 1972-73, 156
8. Bill Peterson, 1980-81, 150
9. Scott Bittinger, 1986-87, 142
10. Carvin Melson, 1970-71, 140

FREE THROW PERCENTAGE (50 att.)

1. Mike Clancy, 1969-70, .893
2. Rich Brauer, 1978-79, .875
3. John Henderson, 1987-88, .862
4. Andre Bond, 1989-90, .860
5. Eric Taylor, 1988-89, .857
6. Carvin Melson, 1969-70, .855
7. Scott Bittinger, 1987-88, .844
   Brian Gregory, 1988-89 .844
   Brian Gregory, 1989-90, .844
10. Pete Schihl, 1986-87, .833

TOTAL POINTS

1. Scott Bittinger, 1987-88, 740
2. Carvin Melson, 1971-72, 708
3. Carvin Melson 1972-73, 693
4. Eric Taylor, 1989-90, 651
5. John Henderson, 1988-89, 618
6. Carvin Melson, 1970-71, 559
7. Mike Mohn, 1983-84, 549
8. Chris Howze, 1984-85, 514
   Scott Bittinger, 1986-87, 514
10. Tim Kramer, 1978-79, 503

SCORING AVERAGE

1. Carvin Melson, 1971-72, 27.2
2. Carvin Melson, 1972-73, 26.7
3. Scott Bittinger, 1987-88, 26.4
4. Eric Taylor, 1989-90, 23.3
5. John Henderson, 1988-89, 22.1
6. Carvin Melson, 1970-71, 21.5
7. Mike Mohn, 1983-84, 20.1
8. Carvin Melson, 1969-70, 19.5
9. Tim Kramer, 1978-79, 19.3
10. Oscar Carlson, 1966-67, 19.2

REBOUNDS

1. Kevin Williams, 1975-76, 340
2. Carvin Melson, 1971-72, 326
3. Carvin Melson, 1970-71, 304
4. Tom Allan, 1968-69, 297
5. Carvin Melson, 1972-73, 294
6. Tom Allan, 1967-68, 291
7. Kevin Williams, 1974-75, 282
8. Carvin Melson, 1969-70, 280
9. John Henderson, 1988-89, 271
10. Bill Peterson, 1980-81, 230

ASSISTS

1. Brian Gregory, 1987-88, 374
2. Brian Gregory, 1988-89, 300
3. Brian Gregory, 1989-90, 231
4. Craig Harts, 1978-79, 170
5. Antoine Williams, 1981-82, 150
6. Bill Scott, 1976-77, 143
7. Robb Skinner, 1983-84, 137
8. Les Thomas, 1980-81 136
9. Gordon Tebo, 1968-69, 123
10. Walter Johnson, 1972-73, 117

BLOCKED SHOTS, (Since 1979-80)

1. Dan Rawlings, 1979-80, 30
2. Chris Howze, 1983-84, 27
3. Stacy Davis, 1986-87, 22
4. John Henderson, 1988-89, 19
5. Rich Brauer, 1981-82, 18
6. Larry Lubitz, 1981-82, 17
   Lee Fitzpatrick, 1989-90, 17
8. four with 16

STEALS

1. Antoine Williams, 1981-82, 72
2. Eric Taylor, 1989-90, 65
3. Brian Gregory, 1989-90, 61
4. Brian Gregory, 1987-88, 52
5. James Tubman, 1982-83, 51
   Tony Howard, 1988-89, 51
7. Robb Skinner, 1983-84 50
8. Brian Gregory, 1988-89, 48
9. Mike Mohn, 1981-82, 46
10. three with 45



OU assist king Brian Gregory

PIONEER CAREER LEADERS



Career three-point field goal percentage leader John Henderson currently a player-coach for the Ulm Basketball Club in the professional ranks in Germany

FIELD GOALS MADE

1. Carvin Melson, 1970-73, 969
2. Chris Howze, 1983-86, 758
3. Scott Bittinger, 1985-88, 707
4. Mike Mohn, 1981-84, 684
5. Tim Kramer, 1976-79, 640
6. Andre Bond, 1988-89, 546
7. Eulis Stephens, 1975-78, 536
8. John Henderson, 1986-89, 500
9. Larry Lubitz, 1981-84, 416
10. Craig Coney, 1970-73, 405

FIELD GOALS ATTEMPTED

1. Carvin Melson, 1970-73, 1,801
2. Chris Howze, 1983-86, 1,511
3. Scott Bittinger, 1985-88, 1,352
4. Tim Kramer, 1976-79, 1,348
5. Mike Mohn, 1981-84, 1,332
6. Eulis Stephens, 1975-78, 1,176
7. Andre Bond, 1989-90, 1,089
8. Craig Coney, 1970-73, 976
9. John Henderson, 1986-89, 930
10. Brian Gregory, 1989-90, 890

FIELD GOAL PERCENTAGE (400 att.)

1. Bill Peterson, 1979-82, .551
2. Rich Brauer, 1979-83, .543
3. Carvin Melson, 1970-73, .538
   John Henderson, 1986-89, .538
5. Dennis Hammond, 1979-82, .526
6. Scott Bittinger, 1985-88, .523
7. Larry Lubitz, 1981-84, .519
   Mike Mohn, 1981-84, .519
9. Craig Mitchell, 1982-85, .509
10. Andre Bond, 1988-89, .501

THREE-POINT FIELD GOALS MADE

1. Andre Bond, 1988-90, 111
2. Brian Gregory, 1988-90, 103
3. Eric Taylor, 1989-90, 75
4. John Henderson, 1986-89, 52
5. Johnny Johnson, 1986-87, 38
6. Tony Howard, 1989, 35
7. Rickey Miller, 1988, 31
8. Pete Schihl, 1985-88, 26
9. Scott Bittinger, 1985-88, 25
10. Rob Alvin, 1985-88, 15

THREE-POINT FIELD GOALS ATTEMPTED

1. Andre Bond, 1988-90, 289
2. Brian Gregory, 1987-90, 271
3. Eric Taylor, 1989-90, 186
4. John Henderson, 1986-89, 113
   Johnny Johnson, 1986-87, 101
6. Tony Howard, 1989, 93
7. Rickey Miller, 1988, 74
8. Pete Schihl, 1985-88, 73
9. Scott Bittinger, 1985-88, 52
10. Rob Alvin, 1985-88, 37

THREE-POINT FIELD GOAL PERCENTAGE (90 att.)

1. John Henderson, 1986-89, .460
2. Eric Taylor, 1989-90, .403
3. Andre Bond, 1988-90, .384
4. Brian Gregory, 1988-89, .380
5. Johnny Johnson, 1986-87, .376
   Tony Howard, 1989, .376

FREE THROWS MADE

1. Carvin Melson, 1970-73, 471
2. John Henderson, 1986-89, 383
3. Scott Bittinger, 1985-88, 367
4. Brian Gregory, 1988-90, 360
5. Tim Kramer, 1976-79, 335
6. Chris Howze, 1983-86, 297
7. John Ely, 1969-72, 277
8. Bill Peterson, 1979-82, 239
9. Mike Mohn, 1981-84, 220
10. Gordon Tebo, 1967-69, 181

FREE THROWS ATTEMPTED

1. Carvin Melson, 1970-73, 590
2. Tim Kramer, 1976-79, 490
3. John Henderson, 1986-89, 459
4. Scott Bittinger, 1985-88, 458
5. Brian Gregory, 1988-90, 441
6. Chris Howze, 1983-86, 422
7. John Ely, 1969-72, 414
8. Bill Peterson, 1979-82, 369
9. Mike Mohn, 1981-84, 308
10. Eric Taylor, 1989-90, 194

FREE THROW PERCENTAGE (150 att.)

1. Mike Clancy, 1969-71, .849
2. John Henderson, 1986-88, .834
3. Brian Gregory, 1988-90, .816
4. Eric Taylor, 1989-90, .804
5. Scott Bittinger, 1985-88, .801
6. Carvin Melson, 1970-73, .798
7. Andre Bond, 1988-90, .796
8. Rich Bauer, 1979-82 .782
9. Pete Schihl, 1985-88, .775
10. Larry Lubitz, 1981-84, .716

TOTAL POINTS

1. Carvin Melson, 1970-73, 2,409
2. Chris Howze, 1983-86, 1,814
3. Scott Bittinger, 1985-88, 1,806
4. Tim Kramer, 1976-79, 1,615
5. Mike Mohn, 1981-84, 1,588
6. John Henderson, 1986-89 1,435
7. Andre Bond, 1988-90, 1,336
8. Brian Gregory, 1988-90, 1,223
9. Eulis Stephens, 1975-78, 1,219
10. John Ely, 1969-71, 1,085
11. Bill Peterson, 1979-82, 1,011

SCORING AVERAGE

1. Carvin Melson, 1970-73, 24.3
2. Eric Taylor, 1989-90, 16.8
3. Chris Howze, 1983-86, 16.6
4. Scott Bittinger, 1985-86, 16.1
5. Andre Bond, 1988-89, 16.1
6. Tim Kramer, 1976-79, 15.6
7. Mike Mohn, 1981-84, 14.7
8. John Ely, 1969-72, 14.6
9. Brian Gregory, 1988-89, 14.5
10. Gordon Tebo, 1967-69, 13.9

REBOUNDS

1. Carvin Melson, 1970-73, 1,204
2. Ron Brown, 1970-73, 833
3. Mike Mohn, 1981-84, 779
4. Tim Kramer, 1976-79, 745
5. John Ely, 1969-72, 690
6. Kevin Williams, 1973-75, 645
   Chris Howze, 1983-86, 645
8. John Henderson, 1986-89, 621
9. Bill Peterson, 1979-82, 612
10. Tom Allan, 1968-70, 609

ASSISTS

1. Brian Gregory, 1988-90, 905
2. Robb Skinner, 1973-76, 374
3. Gordon Tebo, 1967-69, 350
4. Scott Bittinger, 1985-88, 304
5. Bill Scott, 1975-78, 293
6. Chris Howze, 1983-86, 288
7. Carvin Melson, 1970-73, 284
8. Mike Mohn, 1981-84, 248
9. Craig Coney, 1970-73, 244
10. Craig Hart, 1975-78, 229
    Eulis Stephens, 1975-78, 229

BLOCKED SHOTS (Since 1979-80)

1. Chris Howze, 1983-86, 61
2. Mike Mohn, 1981-84, 47
3. Larry Lubitz, 1981-84, 45
   Andre Bond, 1988-90, 45
5. John Henderson, 1986-88, 43
6. Dan Rawlings, 1978-80, 32
7. Bill Peterson, 1979-82, 28
8. Dave Hintz, 1986-90, 27
9. Stacy Davis, 1987, 90, 24
10. Pete Schihl, 1985-88, 23

STEALS

1. Brian Gregory, 1988-90, 161
2. Chris Howze, 1983-86, 146
3. Robb Skinner, 1983-86, 139
4. Mike Mohn, 1981-84, 131
5. Scott Bittinger, 1985-88, 113
6. John Henderson, 1986-89, 108
7. Andre Bond, 1988-90, 107
8. Wallace Davis, 1987-90, 104
9. Eric Taylor, 1989-90, 95
10. Craig Mitchell, 1982-85, 93

PIONEER CHRONOLOGY

1967-68
Coach: Dick Robinson, 6-15

W	Adrian	OT 109-106
L	Wayne State	79-89
L	Kalamazoo	74-101
L	Albion	79-91
L	Wayne State	101-112
L	Adrian	OT 107-111
L	Alma	91-108
L	Ferris State	69-90
W	Spring Arbor	104-92
L	Hillsdale	96-104
L	Ferris State	86-110
L	Grand Valley State	94-98
L	Alma	95-97
L	Aquinas	88-101
W	Detroit Tech	82-76
W	Mackinac	100-67
L	Olivet	93-111
W	Spring Arbor	62-60
W	Westen Ontario	70-60
L	Albion	69-96
L	Grand Valley State	85-88

1968-69
Coach: Gene Boldon, 11-10

L	Albion	97-101
W	Illinois-Chicago Circle	70-68
L	Wayne State	81-93
L	Olivet	68-87
L	Grand Valley State	84-87
W	Olivet	66-62
W	Windsor	77-69
W	Aquinas	83-78
L	Adrian	64-77
L	Ferris State	75-88
W	Hillsdale	77-74
W	Lake Superior State	114-88
L	Grand Valley State	64-71
L	Kalamazoo	75-92
W	Detroit Tech	90-59
L	Ferris State	82-97
W	Albion	98-89
W	Westen Ontario	92-86
L	Wayne State	69-74
W	Adrian	101-77
W	Grand Valley State	90-74

1969-70
Coach: Gene Boldon, 9-14

L	Albion	90-92
W	Lake Superior State	93-74
W	Northwood	103-78
L	Wisconsin-Milwaukee	92-112
W	Florida	73-56
L	Alma	71-91
L	Olivet	67-80
L	Albion	68-83
L	Wayne State	75-83
L	Ashland	37-65
W	Grand Valley State	72-65
W	Hillsdale	97-83
L	Detroit Tech	79-91
W	Adrian	85-73
W	Westen Ontario	102-68
L	Ferris State	77-85
L	Aquinas	84-85
W	Adrian	87-74
L	Wayne State	77-86
W	Olivet	80-75
L	Ferris State	83-92
L	Wisconsin-Milwaukee	70-93
L	Grand Valley State	90-103

1970-71
Coach: Gene Boldon, 14-12

L	Albion	89-96
W	Adrian	89-79
W	Olivet	90-88
L	Wooster	64-104
W	Geneseo State	106-88
W	Alma	85-84
W	Adrian	94-86
L	Ashland	40-78
L	Grand Valley State	83-85
L	Alma	83-101
W	Wayne State	63-50
W	Ontario	NA
W	Windsor	NA
L	Detroit	86-95
W	Albion	69-63
L	Taylor	73-77
L	Ferris State	90-107
L	Olivet	118-119
W	Lake Superior State	91-73
L	Eastern Michigan	75-104
W	Aquinas	88-62
W	Hillsdale	91-90
W	Ferris State	92-80
L	Grand Valley State	96-109
L	Wayne State	67-73
W	Saginaw Valley State	100-74

1971-72
Coach: Gene Boldon, 14-12

L	Albion	87-92
W	Saginaw Valley State	117-74
L	Lake Superior State	85-86
W	Adrian	85-72
W	Wooster	87-71
L	Olivet	76-85
L	Brockport State	83-112
W	Bethany	93-86
W	Windsor	106-88
W	Wayne State	72-69
W	Adrian	95-63
L	Alma	78-79
W	Aquinas	78-76
W	Grand Valley State	109-95
L	Ashland	77-78
W	Westen Ontario	93-43
W	Albion	135-80
L	Grand Valley State	94-120
L	Ferris State	87-95
L	Hillsdale	73-83
W	Taylor	87-85
L	Wayne State	91-96
L	Eastern Michigan	88-93
W	Saginaw Valley State	82-80
L	Olivet	83-97
W	Ferris State	90-85

1972-73
Coach: Gene Bolden, 15-11

W	W. Virginia State	76-70
L	Huntington (IN)	83-89
W	Spring Arbor	103-97
L	Hillsdale*	60-63
W	Lake Superior State*	87-66
W	Adrian	93-68
W	Wayne State*	80-76
L	Morgan State	79-83
W	Alabama State	72-65
W	Windsor	89-71
L	Wooster	69-71
W	Olivet	90-88
L	Ball State	77-87
W	Alma	88-84
W	Lake Superior State*	79-69
L	Grand Valley State*	56-57
L	Ferris State*	77-89
L	Mercy	85-88
L	Fredonia State	44-48
L	Brockport State	83-99
W	Ashland	114-97
W	Northwood	101-80
W	Saginaw Valley State*	92-73
L	Ferris State*	73-97
W	Wayne State*	86-85
W	Eastern Michigan	88-87

1973-74
Coach: Gene Boldon, 17-11

W	Olivet	57-49
W	Taylor	67-63
W	Detroit Tech	81-56
W	National Team of Denmark	116-66
W	Northwood*	111-84
W	Illinois-Chicago Circle	76-72
W	Michigan Tech	57-49
L	Detroit	75-101
W	Lake Superior State	81-69
W	Albion	80-73
L	Wheaton	73-74
W	Kalamazoo	81-72
L	C.W. Post (NY)	47-48
W	Central State	68-57
W	Hillsdale*	63-62
W	Adrian	74-67
W	Olivet	69-47
L	Grand Valley State*	69-94
W	Wooster	70-69
W	Western Ontario	99-66
W	Alma	74-71
L	Brockport State	73-76
L	Ferris State*	53-59
L	Wayne State*	75-77
L	Wisconsin-Parkside	62-82
L	Wisconside-Milwaukee	61-62
L	Grand Valley*	75-92
L	Wayne State*	71-75

1974-75
Coach: Gene Boldon, 4-22

L	Wooster	50-73
L	Wisconsin-Parkside	41-74
L	Michigan Tech	63-67
W	Illinois-Chicago Circle	83-76
L	Central State	67-92
L	Michigan-Eastern Shore	79-100
L	Northern Illinois	69-92
W	Olivet	61-54
L	Wayne State*	70-79
L	Saginaw Valley*	76-81
L	Grand Valley*	74-98
L	Tri-State	59-76
L	Illinois State	53-98
L	Detroit	48-105
L	Wayne State*	73-80
L	Ferris State*	65-99
L	Northwood*	66-86
L	Lake Superior*	53-102
L	Wisconsin-Green Bay	70-72
L	Grand Valley*	71-88
L	Hillsdale*	61-63
W	Saginaw Valley*	59-57
L	Lake Superior	78-94
W	Northwood*	94-81
L	Ferris State*	61-74
L	Brockport State	82-95

1975-76
Coach: Gene Boldon, 5-22

L	Wright State	79-103
W	Indiana-Purdue	80-76
L	Detroit	83-113
W	Olivet	88-73
L	Akron	68-78
W	Wayne State*	66-65
L	Lake Superior*	69-87
L	Northwood*	79-82
L	Northern Michigan*	71-86
L	Saginaw Valley*	82-83
L	Wisconsin-Milwaukee	54-56
L	Eastern Michigan	54-66
W	Hillsdale*	90-70
L	Tri-State	52-92
L	Grand Valley*	51-72
L	Ferris State*	68-79
W	Northwood*	78-72
L	Northern Michigan*	60-65
L	Lake Superior*	66-89
L	Hillsdale*	63-64
L	Wisconsin-Parkside	42-74
L	Wisconsin-Green Bay	54-85
L	Wayne State*	64-77
L	Ferris State*	70-82
L	Grand Valley*	72-81
L	Saginaw Valley*	70-94
L	Brockport State	47-50

1976-77
Coach: Jim Mitchell, 9-19

L	Windsor	75-85
L	Olivet	57-68
L	Dubuque	73-75
W	Norwegian National	79-48
L	Detroit	45-113
L	Eastern Michigan	59-83
L	Central Michigan	64-120
W	Illinois-Chicago Circle	65-48
L	Wisconsin-Milwaukee	67-91
W	Indiana-Purdue (Ft. Wayne)	101-97
L	Saginaw Valley State*	74-97
W	Akron	71-69
L	Ferris State*	80-89
L	Lake Superior State*	73-77
L	Northern Michigan*	53-54
L	Northern Illinois	73-87
L	Grand Valley State*	66-82
W	Hillside	110-91
W	Northwood*	76-74
L	Wayne State*	72-75
L	Saginaw Valley State*	74-86
L	Ferris State*	72-77
L	Lake Superior State*	73-88
L	Northern Michigan*	65-74
W	Northwood*	99-83
L	Grand Valley State*	60-84
W	Hillside*	85-77
W	Wayne State*	71-67

1977-78
Coach: Jim Mitchell, 6-22

W	Western Ontario	91-70
L	Toledo	43-98
L	South Alabama	78-101
W	Windsor	89-65
L	Hillside*	58-62
L	Northern Michigan*	72-78
L	Central Michigan*	64-99
L	Northern Kentucky	55-84
L	Ashland	59-88
L	Indiana-Purdue (Ft. Wayne)	65-66
W	Hillside	62-61
L	Tri-State	63-77
W	Northwood*	97-83
L	Lake Superior State*	59-63
L	Detroit	58-99
L	Wayne State*	53-77
L	Grand Valley State*	46-81
L	Saginaw Valley State*	61-66
W	Ferris State*	101-71
L	Northwood*	55-58
L	Lake Superior State*	64-85
L	Akron	66-78
L	Wayne State*	71-84
W	Grand Valley State*	83-72
L	Northern Kentucky State	53-67
L	Saginaw Valley State*	67-78
L	Ferris State*	66-67
L	Hillsdale*	45-72

1978-79
Coach: Jim Mitchell/Lee Frederick, 12-15

W	Indiana-Purdue (Ft. Wayne)	113-83
W	Windsor	82-79
L	Central Michigan	69-81
W	Akron	OT 90-88
L	Northern Kentucky	74-76
W	Mercy	78-59
L	Thomas More	73-74
L	Ashland	91-94
W	Shaw	96-74
L	Concordia	57-65
W	Wayne State*	66-60
L	Thomas More	76-83
L	Lake Superior State*	71-66
L	Hillside*	60-73
W	Wright State	OT 55-54
L	Saginaw Valley State*	63-72
L	Grand Valley State*	63-72
L	Ferris State*	74-87
W	Northwood*	74-73
W	Wayne State*	54-53
W	Lake Superior State*	98-85
W	Northern Kentucky	OT 72-70
L	Hillsdale*	61-64
L	Saginaw Valley State*	76-80
W	Grand Valley State*	80-73
L	Ferris State*	68-94
L	Northwood*	89-96

1979-80
Coach: Lee Frederick, 13-14

L	Wright State	58-84
W	St. Mary's	90-60
W	Northern Kentucky	89-78
L	Central Michigan	77-85
W	Shaw	83-82
W	Concordia	80-77
W	Indiana-Purdue (Ft. Wayne)	88-78
W	Mercy	88-78
L	St. Joseph's	77-92
L	Wayne State*	52-57
W	Ashland	OT 114-107
W	Lake Superior*	75-48
L	Hillsdale*	64-69
L	Saginaw Valley*	67-92
L	Grand Valley*	62-65
W	Western Ontario	99-85
L	Ferris State*	59-68
W	Northwood Institute*	75-74
L	Wayne State*	50-72
L	Lake Superior*	52-54
W	Northern Kentucky	67-65
L	Hillsdale*	2 OT 34-38
L	Saginaw Valey*	54-68
L	Grand Valley*	52-68
W	Ferris State*	75-70
L	Northwood*	67-77
W	Northern Michigan	64-62

1980-81
Coach: Lee Frederick, 8-19

W	Western Ontario	99-67
L	Northern Michigan	71-80
W	Michigan-Dearborn	111-88
L	St. Mary's	70-82
L	Northern Kentucky	74-86
L	St. Joseph's	85-94
L	Northwood	67-85
W	Shaw	73-69
L	Dillard	55-71
L	Xavier	66-77
L	Michigan Tech	86-92
L	Lake Superior State	80-96
L	Grand Valley State	70-82
W	Ferris State	62-61
L	Wayne State	73-78
L	Northwood	71-83
L	Saginaw Valley State	74-83
L	Michigan Tech	47-68
W	Lake Superior State	83-75
L	Hillsdale	54-89
L	Ferris State	52-72
L	Saginaw Valley State	75-83
W	Northeastern Illinois	85-74
W	Northern Kentucky	70-77
W	Grand Valley State	85-79
L	Wayne State	69-70
L	Hillsdale	76-93

1981-82
Coach: Lee Frederick, 18-9

W	Michigan-Dearborn	104-87
W	Mercy	114-84
W	Indiana-Purdue (Ft. Wayne)	111-67
L	St. Joseph's	3 OT 103-104
W	Shaw	125-100
W	Northeastern Illinois	97-82
L	Hillsdale	79-95
W	Grand Valley State	80-60
W	St. Mary's	73-71
L	Northwood	81-91
W	Illinois Tech	66-53
W	Michigan Tech	67-52
W	Lake Superior State	73-60
L	Ferris State	69-81
W	Northern Michigan	89-66
L	Wayne State	66-81
L	Northwood Institute	74-80
L	Saginaw Valley State	65-80
W	Michigan Tech	68-66
W	Lake Superior State	75-68
L	Ferris State	OT 64-70
W	Indiana-Purdue (Ft. Wayne)	79-59
W	Saginaw Valley State	101-87
L	Hillsdale	56-61
W	Illinois Tech	95-79
W	Grand Valley State	85-61
W	Wayne State	86-76

1982-83
Coach: Lee Frederick, 11-16

W	Northeastern Illinois	94-78
L	Illinois Tech	71-72
W	Indiana-Purdue (Ft. Wayne)	57-50
W	St. Mary's	57-55
W	Michigan-Dearborn	105-93
W	Shaw	86-71
L	Hillsdale	OT 90-99
W	St. Joseph's	67-62
L	Indiana State-Evansville	91-92
L	New York Tech	57-60
W	Northwood	91-84
L	Ferris State	77-89
L	Wayne State	68-70
L	Hillsdale	80-84
L	Lake Superior State	75-78
W	Michigan Tech	77-67
L	Northern Michigan	66-78
L	Grand Valley State	OT 72-96
L	Saginaw Valley State	OT 82-84
W	Northwood	68-58
L	Ferris State	67-75
L	Wayne State	60-65
W	Illinois Tech	75-57
W	Lake Superior State	105-86
L	L Michigan Tech	OT 67-73
L	Grand Valley State	78-97
L	Saginaw Valley State	73-98

1983-84
Coach: Lee Frederick, 13-14

W	Michigan-Dearborn	104-70
W	Indiana-Purdue (Ft. Wayne)	89-80
L	Illinois Tech	OT 76-81
W	St. Mary's	81-59
W	Hillsdale	70-69
W	Wisconsin-Parkside	98-87
W	Northeastern Illinois	84-82
L	Northern Michigan	66-67
L	New York Tech	68-90
W	Queens	94-71
L	New Hampshire	81-101
L	Northwood	83-84
W	Ferris State	73-59
L	Wayne State	73-81
W	Lake Superior State	96-74
W	Michigan Tech	86-76
L	Hillsdale	63-86
L	Grand Valley State	OT 77-81
W	Saginaw Valley State	83-70
W	Northwood	87-73
W	Ferris State	69-61
L	Wayne State	OT 71-73
L	Lake Superior State	71-80
L	Michigan Tech	74-78
L	Grand Valley State	84-104
L	Saginaw Valley State	70-74
L	Illinois Tech	85-87

1984-85
Coach: Greg Kampe, 13-15

L	Western Michigan	51-69
W	Northeastern Illinois	69-68
W	Michigan-Dearborn	91-77
W	St. Mary's	78-57
W	Northern Kentucky	49-47
W	Quincy	75-74
W	Nazareth	111-56
L	Walsh	66-83
L	Northern Michigan	89-104
L	Northwood	2 OT 102-106
W	Hillsdale	64-56
L	Ferris State	55-70
W	Wayne State	66-57
W	Illinois Tech	87-71
L	Lake Superior State	75-83
W	Michigan Tech	OT 62-59
L	Grand Valley State	74-77
L	Saginaw Valley State	OT 64-70
W	Hillsdale	73-64
L	Northern Kentucky	48-54
L	Northwood	67-81
L	Ferris State	OT 76-79
L	Wayne State	86-98
L	Lake Superior State	65-66
W	Michigan Tech	72-69
W	Illinois Tech	93-70
L	Grand Valley State	76-81
L	Saginaw Valley State	63-66

1985-86
Coach: Greg Kampe, 13-15

L	Detroit	62-77
L	Western Michigan	69-79
W	Northern Michigan	94-80
L	Ball State	69-82
W	Hillsdale	90-81
W	Illinois Tech	70-60
W	NE Illinois	85-72
W	St. Mary's, MI	86-76
W	Michigan-Dearborn	104-95
L	Quincy College	68-71
W	Aquinas	98-88
W	Northwood Institute	98-83
L	Ferris State	78-94
L	Wayne State	83-84
W	Lake Superior State	73-56
L	Michigan Tech	72-85
L	Hillsdale	66-72
L	Grand Valley State	75-87
W	Saginaw Valley State	85-68
W	Indiana Tech	86-67
W	Northwood Institute	77-73
L	Ferris State	74-99
L	Wayne State	62-84
L	Lake Superior State	70-77
L	Michigan Tech	84-91
L	Grand Valley State	78-85
L	Saginaw Valley State	83-89
W	St. Mary's, MI	98-76

PIONEER CHRONOLOGY

1986-87
Coach: Greg Kampe, 20-8

W	Hanover College	77-59
W	Northern Kentucky	64-62
W	NE Illinois	95-58
W	Central State	68-62
W	Indiana Tech	79-65
W	Defiance College	56-53
W	St. Mary's College	77-64
L	Central Michigan	51-68
W	Hillsdale College	77-72
L	Aquinas College	68-69
W	Tri-State	66-56
L	St. Mary's College	60-70
W	Grand Valley St.	75-67
W	Saginaw Valley St.	59-56
W	Michigan-Dearborn	99-76
W	Northwood Institute	97-85
W	Hillsdale College	88-65
L	Ferris State	68-79
L	Wayne State	59-63
W	Michigan Tech	73-68
L	Lake Superior St.	84-90
W	Grand Valley St.	72-66
W	Saginaw Valley St.	66-55
L	Northwood Institute	71-76
L	Ferris State	67-71
W	Wayne State	61-60
W	Michigan Tech	71-60
L	Lake Superior State	72-77

1987-88
Coach: Greg Kampe, 19-9

W	NE Illinois	150-76
W	Northern Mich. - 3 OT	143-128
L	Eastern Mich.	107-117
L	Central Mich.	116-127
W	Defiance	97-87
W	Eastern New Mexico	96-83
L	West Texas St.	77-89
W	Tri-State	105-91
W	Aquinas	109-93
W	Siena Heights	107-85
L	Michigan Tech	80-89
L	Lake Superior State	94-96
W	Grand Rapids Baptist	99-79
W	Grand Valley St.	79-68
W	Saginaw Valley	91-80
W	Northern Mich. - OT	112-111
L	Hillsdale	102-116
W	Ferris State - OT	90-80
L	Wayne State (MI)	72-88
W	Michigan Tech	73-64
W	Lake Superior State	72-70
W	Grand Valley St.	95-93
L	Saginaw Valley	88-91
W	Ferris State	54-53
L	Detroit	80-84
W	St. Mary's Mich.	124-103
W	Wayne State (MI)	88-83
W	Hillsdale	85-82

1988-89
Coach: Greg Kampe, 20-8

L	U. of Indianapolis	91-102
W	Lake Erie College	72-52
W	Manchester College	69-45
L	Lock Haven U.	61-69
W	Queens College	82-80
W	Defiance College	71-61
W	Grand Rapids Baptist	110-108
W	Hillsdale College	93-74
W	NE Illinois	100-79
W	Aquinas College	112-102
W	Indiana Wesleyan	114-54
W	Bristol University	103-88
L	Saginaw Valley St.	68-80
L	Grand Valley St.	70-106
W	Lake Superior St.	103-75
W	St. Mary's College	101-99
W	Wayne State	79-75
L	Ferris State	82-88
L	Northern Michigan	61-65
W	Michigan Tech	96-79
W	Saginaw Valley St.	81-70
L	Grand Valley St.	78-86
W	Lake Superior St.	85-73
W	Wayne State	89-80
L	Ferris State	64-76
W	Northern Michigan	85-78
W	Michigan Tech	87-67
W	Hillsdale College	88-72

1989-90
Coach: Greg Kampe, 19-9

L	Taylor University	54-63
W	DePauw University	69-49
W	Manchester College	74-60
W	Christian Hertiage	77-69
L	St. Mary's College -4 OT	109-119
W	Defiance College	82-67
L	Northwood Institute	83-87
W	Hillsdale College	78-65
W	NE Illinois U.	85-75
W	Aquinas College	90-61
W	Huntington College	105-93
W	Alma College	73-60
W	Grand Valley State	78-73
L	Saginaw Valley State	58-60
W	Concordia College	119-64
W	Lake Superior State	81-78
W	Ferris State	76-75
W	Wayne State	75-69
W	Michigan Tech	87-75
W	Northern Michigan	82-74
L	Grand Valley State	81-98
L	Saginaw Valley State	57-78
W	Lake Superior State	86-72
L	Ferris State	34-40
L	Wayne State	57-58
W	Michigan Tech	95-79
L	Northern Michigan	66-73
W	Hillsdale College	107-93

PIONEER BASKETBALL COACHING RECORD

Year	W	L	Pct.
COACH: Dick Robinson (6-15, .286, one year)			
1967-68	6	15	.286
COACH: Gene Boldon (89-114, .438, eight years)			
1968-69	11	10	.524
1969-70	9	14	.391
1970-71	14	12	.538
1971-72	14	12	.538
1972-73	15	11	.577
1973-74	17	11	.607
1974-75	4	22	.154
1975-76	5	22	.186
COACH: Jim Mitchell (21-49, .300, three years)			
1976-77	9	19	.321
1977-78	6	22	.214
1978-79	6	8	.429
COACH: Lee Frederick (69-79, .466, six years)			
1978-79	6	7	.462
1979-80	13	14	.481
1980-81	8	18	.296
1981-82	18	9	.667
1982-83	11	16	.407
1983-84	13	14	.481
COACH: Greg Kampe (104-64, .619, six years)			
1984-85	13	15	.464
1985-86	13	15	.464
1986-87	20	8	.714
1987-88	19	9	.679
1988-89	20	8	.714
1989-90	19	9	.679
TOTALS	**289**	**321**	**.474**

Good Luck OU Pioneers

McDonalds Restaurant
1481 Opdyke
Auburn Hills, MI 48057

FOOD, FOLKS & FUN

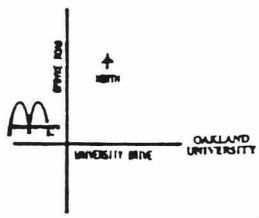

McDonald's

Join a Winning Team

Oakland University Branch

of the Michigan State University Federal Credit Union
3265 East Pontiac Road, Auburn Hills • Michigan 48057
9:30 to 5:30 Mon. thru Fri. • (313) 370-3545



We Need You On Our Team

Looking for a great way to stay involved in athletics and help kids? In your community, opportunitites exist for individuals to be a part of the interscholastic sports scene as a game official.

The Michigan High School Athletic Association can provide you with the information to become a registered official, and about training to improve your skills.

The big winners in this game are over 250,000 young men and women who participate in interscholastic athletics across the state. These youngsters need your support and guidance in the games they play on the field and the game of life.

We need you on our team! To obtain additional information about becoming a registered official, contact:

TM

MHSAA

Michigan High School Athletic Association
1019 Trowbridge Road
East Lansing, MI 48823
Telephone — (517) 332-5046

BORICS WILL GIVE YOU A NEW REASON TO SMILE.

BECAUSE YOU'LL LIKE THE WAY YOU LOOK.

If you've never had your hair cut at BoRics, this is your perfect opportunity. We know you'll be so satisfied with our professional stylists that you'll want to come back again. And again. Just like millions of other satisfied BoRics customers throughout the U.S. and Canada.

Because, at BoRics, you get haircare exactly the way you want it.

Our trained professionals can cut your hair to match your style or create a new one. Either way, we guarantee you will like it.

Our stylists will wet your hair with a special cutting solution, cut your hair into exactly the style you want, and blow it dry.

Clean hair is necessary for accurate hair cutting. You can shampoo your hair on the day of your visit, or, for a small charge, we'll shampoo it for you. Because, at BoRics, you pay only for the services you need.

You can't beat BoRics for convenience, either. No appointments are necessary. Just walk into one of our convenient locations Monday through Friday 9 a.m. to 9 p.m., or Saturday 9 a.m. to 6 p.m.*

Don't settle for the uninteresting styles of a barbershop or the high prices of a beauty salon. Come to BoRics, and give yourself a look—on us. You're going to like what you see. We're sure. *Mall hours may vary.

BoRics™ HAIRCARE FOR EVERYONE

$1 OFF HAIRCUTS

Get $1 off our everyday low haircut price. Coupon valid at any BoRics location. No appointment necessary.

$6 OFF PERMS

Get $6 off our regular perm price ($32 short hair, $37 medium hair, $42 long hair). Includes shampoo, cut and style. Coupon valid at any BoRics location. Appointment recommended for perms.

$6

FOR A GREAT HAIRCUT

Over 160 locations in the U.S. and Canada.

ROCHESTER
131 South Livernois
at Walton Rd.
Campus Corners Plaza
Phone: 652-7373

SYLVAN LAKE
2486 Orchard Lake
Between Middlebelt
and Cass
Phone: 682-5020

TROY
5096 Rochester
at Long Lake Rd.
Kings Row Plaza
Phone: 528-9017

UTICA
8795 Hall Rd.
at M-53
Heritage Square Plaza
Phone: 739-6677

CLAWSON
815 West 14 Mile Rd.
at Crooks
Village Center
Phone: 288-5080

PONTIAC
514 N. Telegraph Rd.
North of Elizabeth Lake Rd.
in Oakland Pt. Plaza
Phone: 333-3390