

OAKLAND UNIVERSITY™



Dr. James P. Lentini

2015 State of Academic Affairs Address

March 3, 2015

Meadow Brook Theater

New Faculty 2014-15



New Homes



- Computer Science Engineering Center

- Honors College in Oak View Hall



Accomplishments



- **Oakland University William Beaumont School of Medicine** has received full accreditation from the LCME. It graduates its first class on May 15.
- The **School of Engineering and Computer Science** ranks 11th in the country for percentage of women faculty in engineering.
- The Robotics team finished first overall in the 2014 Intelligent Ground Vehicle Competition amongst approximately 50 international competitors.

Accomplishments



- The **School of Business Administration** is dually accredited by AACSB for both its business and accounting programs. Of the 716 AACSB accredited schools of business, only 181 schools hold this distinction.



Accomplishments



- The **School of Health Sciences** will graduate its first class in the Master of Public Health program this spring.
- Faculty member **Jennifer Lucarelli** is the P.I. on a \$1.95 million grant from the Centers for Disease Control and Prevention's National Center for Chronic Disease Prevention and Health Promotion.

Accomplishments

- **SON:** The Oakland University-Beaumont Graduate Program of Nurse Anesthesia is currently ranked 17th in the nation by US News and World Report's America's Best Graduate Schools.



Accomplishments



- The **School of Education and Human Services** continues to develop the Center for Autism including a research, outreach and teaching component.
- SEHS partnerships with Avondale, Pontiac, West Bloomfield, and Utica include the redesign of teacher education to a more clinical model that has been recognized as novel and outstanding by the state superintendent, Mike Flanagan.

Accomplishments



- In the **College of Arts and Sciences**, the OU Brass Band took second prize in an international competition in England, The Ethics Bowl Team advanced to compete in the national finals, and the Model UN team won awards at the North American Model United Nations Conference.
- The **Eye Research Institute** received a \$3.7 million gift from the estate of Dr. V. Everett Kinsey for the establishment of two endowed professorships.

Accomplishments



- **University Libraries** continues 24-hour service and has seen a steady increase in building use. They have added a free copy service for faculty, and a study room reservation system for students.
- Record enrollment in the **Honors College** now at over 5% of undergraduate population at OU. Total numbers now at 844.

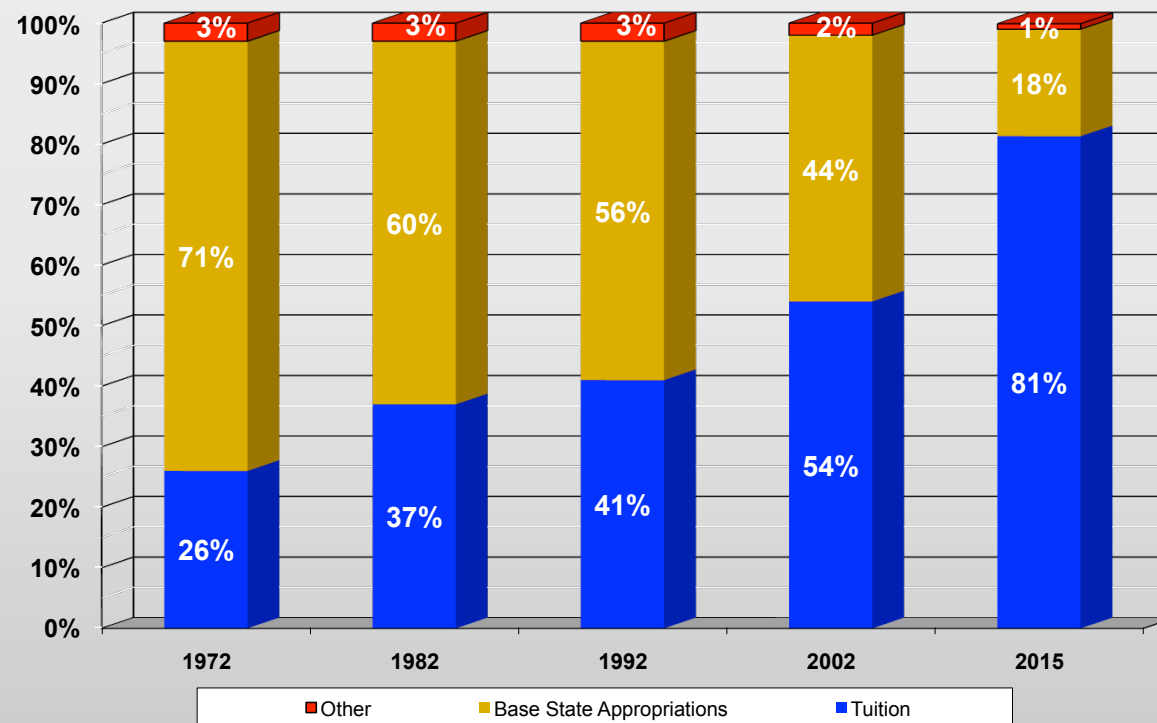


A New Landscape in Higher Ed



- Declining State Support
- Rising Student Debt
- Shifting Demographics
- New Modes of Instruction and Delivery
- Focus on STEM Education and Programs

OU's Funding Model



Comparison of general fund revenue sources FY1972 to FY2015

State Performance Measures and Funding



Comparing Oakland University to other Michigan Publics

- Research and development expenditures
- Critical skills undergraduate degrees awarded

State Performance Measures and Funding



Comparing Oakland to other Carnegie doctoral/research universities



- Institutional support percentage of core expenditures
- 6-year graduation rate
- Total degrees awarded
- Number of students receiving Pell grant

What are critical skills degrees?



Oakland awarded 1,140 critical skills degrees in AY2014

Critical skills area:

- Accounting
- Biology
- Computer science
- Engineering
- Health professions
(health sciences and nursing)
- Mathematics
- Physical science
(chemistry & physics)

State Performance Measures and Funding



- OU's Carnegie Peer score increased from 4 in 2014 to 8 in 2015.
- Proposed increase in funding is 3.4%, one of the highest increases.
- Oakland share of performance funding is 6.2%.
- Tuition would be capped at 2.8%.

		Carnegie Peer Scores			% change proposed funding	% of total perf funding
		2016	2015	Change in score		
R	MSU	9	10	-1	1.9%	19.2%
V	UM-AA	10	10	0	1.9%	21.3%
H	WSU	8	8	0	1.8%	4.1%
R	MTU	9	7	2	2.1%	3.6%
H	WMU	3	3	0	0.6%	7.0%
D	CMU	11	12	-1	3.0%	8.7%
R						
U	Oakland	8	4	4	3.4%	6.2%
M-L-G	EMU	7	10	-3	2.0%	5.3%
	FSSU	9	10	-1	3.0%	5.6%
	GVSU	10	11	-1	4.0%	9.4%
	SVSU	4	6	-2	1.8%	1.9%
	UM-D	4	4	0	1.7%	1.5%
	UM-F	6	8	-2	2.5%	2.0%
M	NMU	9	10	-1	2.1%	3.4%
B	LSSU	8	4	4	2.0%	0.9%

State Performance Measures and Funding



- Oakland remains at the near bottom of per FYES funding.
- Overall funding increase one of highest (3.4%), *but...*
- Increase per FYES one of the lowest.

	2015 funding /2013 FYES	2016 funding /2014 FYES	Change funding /FYES
WSU	\$8,176	\$8,462	3.5%
MTU	\$7,477	\$7,222	-3.4%
UM-AA	\$6,637	\$6,864	3.4%
LSSU	\$5,646	\$6,320	11.9%
MSU	\$5,736	\$5,774	0.7%
NMU	\$5,362	\$5,626	4.9%
WMU	\$4,875	\$5,055	3.7%
FSSU	\$4,022	\$4,165	3.6%
EMU	\$3,865	\$3,985	3.1%
UM-D	\$3,516	\$3,597	2.3%
CMU	\$3,378	\$3,591	6.3%
SVSU	\$3,059	\$3,186	4.1%
UM-F	\$3,115	\$3,126	0.3%
GVSU	\$2,835	\$2,958	4.4%
Oakland	\$2,896	\$2,927	1.0%
Average	\$4,706	\$4,857	3.2%

State Performance Measures and Funding



	Business Leaders of Michigan Performance Tracker Oakland University		U.S. Public Peers	
	2012 Level*	Annual Growth Rate**	Average or Median	Top 20%
Critical Skills Degrees & Certificates Awarded	1,229	6.5%	631	917
Total Research Expenditures	\$11,618,995	4.3%	\$9,723,112	\$20,508,225
Graduation Rate	43%	-1.1%	42%	50%
Retention Rate	73%	0.2%	71%	78%
Total Degrees Awarded	3,598	3.1%	2,544	3,705
Administrative Spending per FTE Student	\$1,497	-2.7%	\$1,888	\$1,344
% Undergraduate Students with Pell Grants	32%	4.7%	46%	60%

State of Academic Affairs

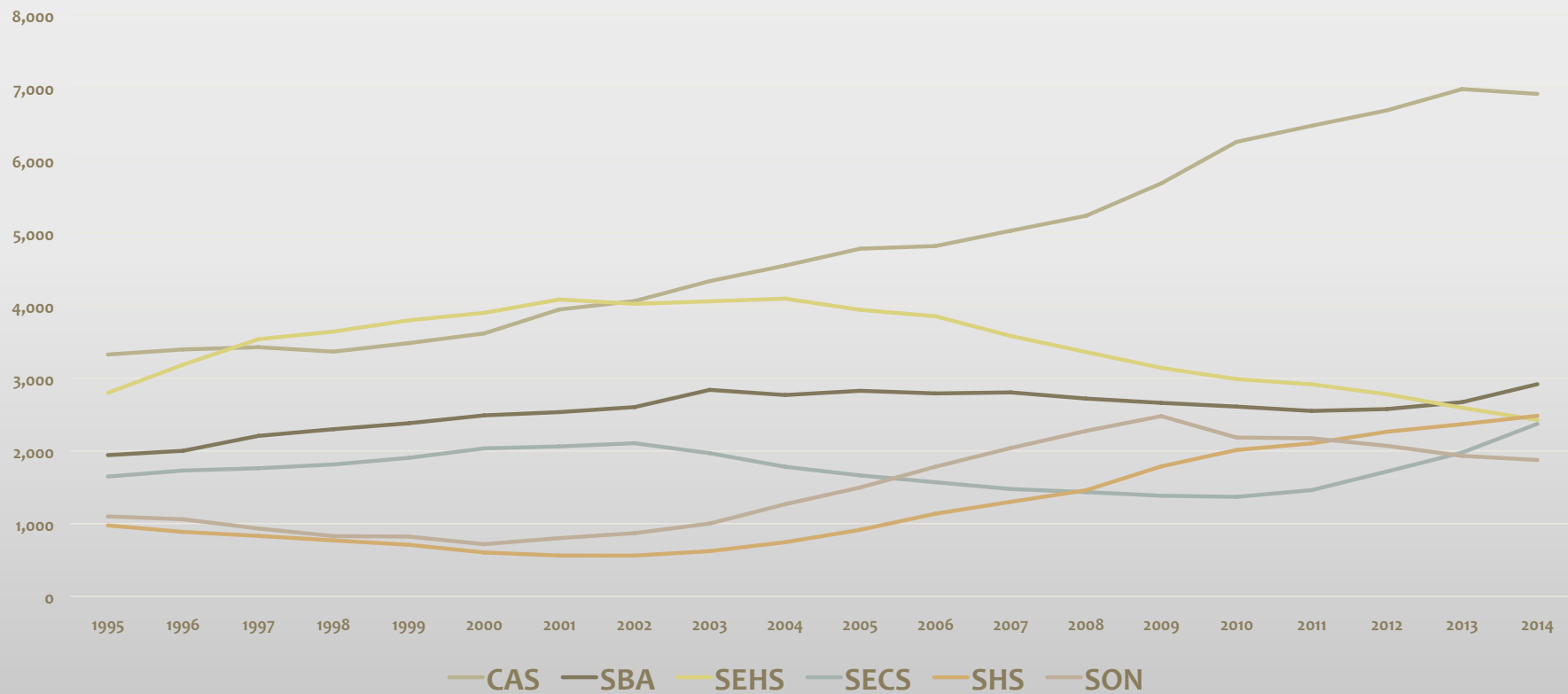


ENROLLMENT

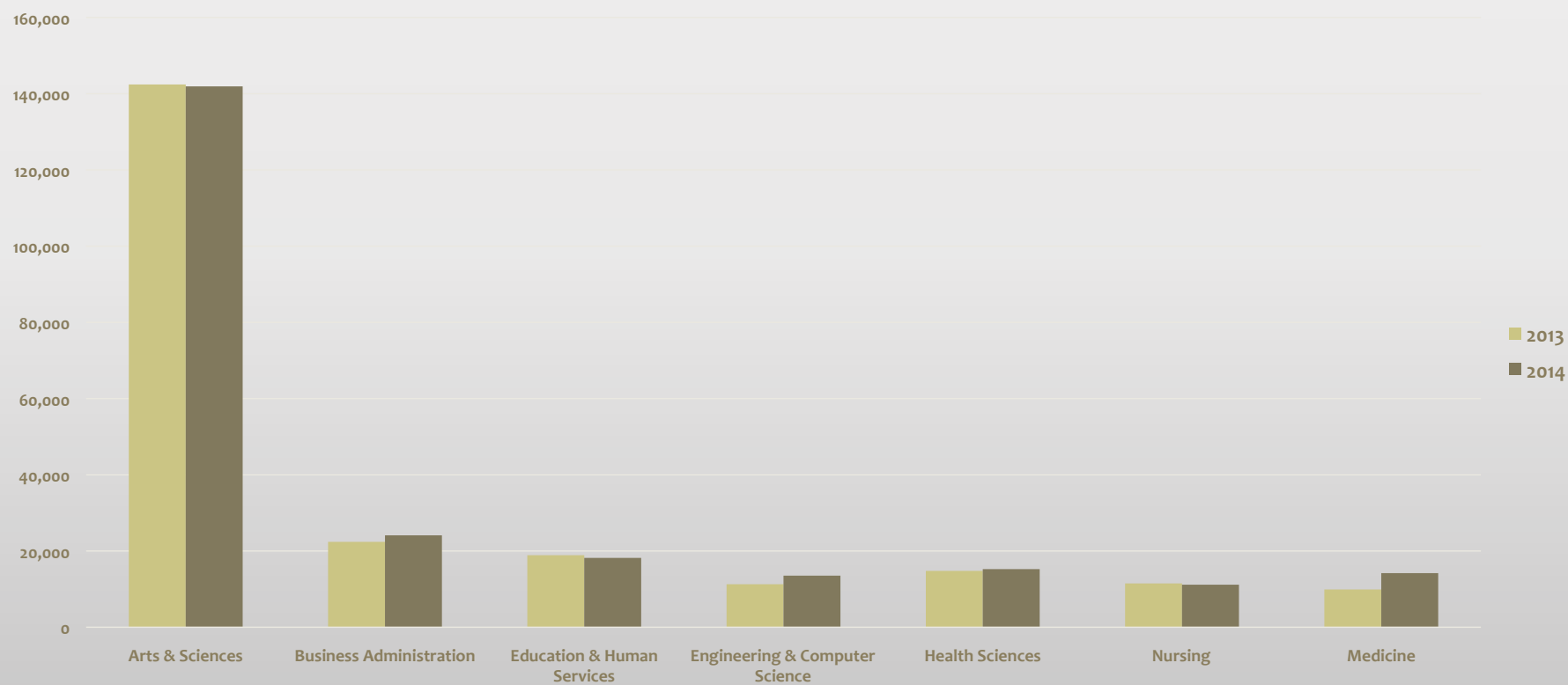
Planning for the right mix



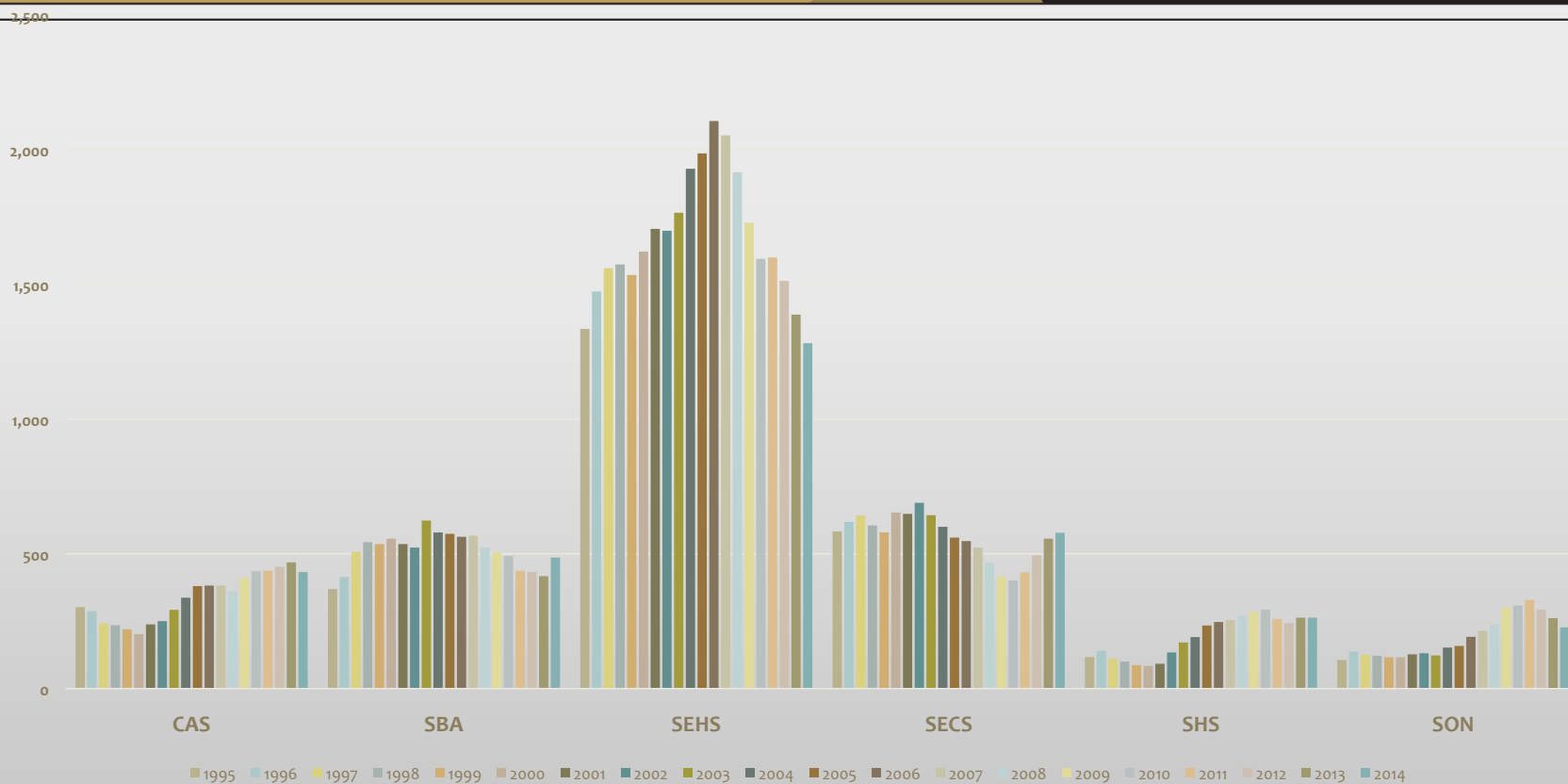
20 Years of Enrollment by School and College



Credits (SCH) by School and College



OAKLAND
UNIVERSITY™

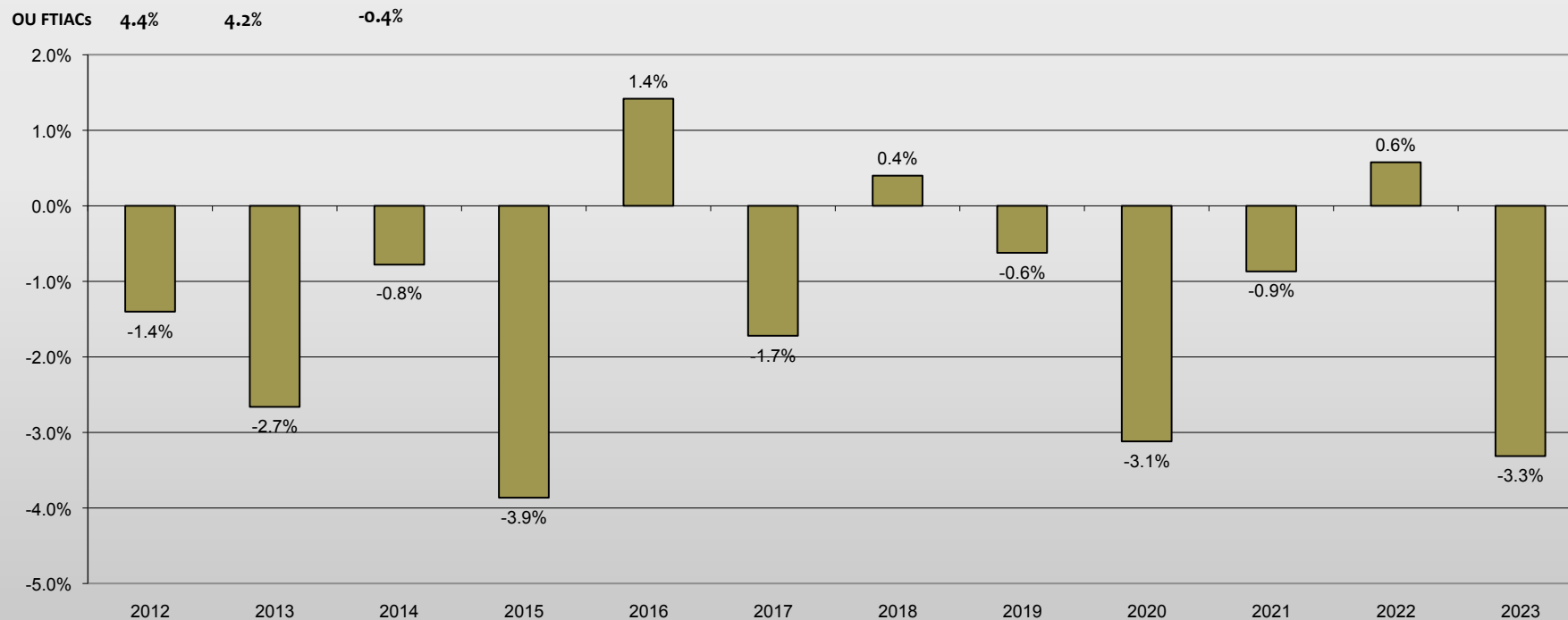


Changing Demographics

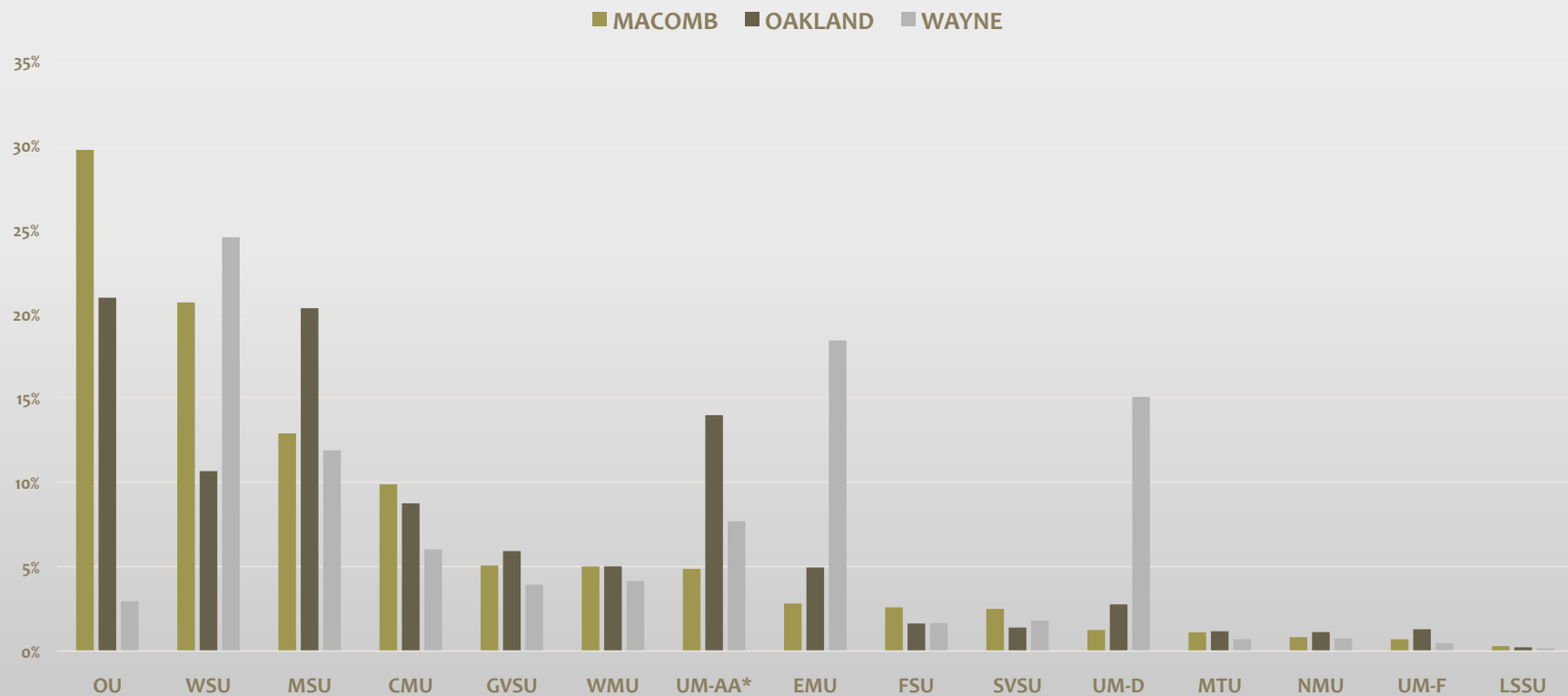
Fewer High School Graduates



NCES Projections of % Change Michigan High School Graduates to 2023



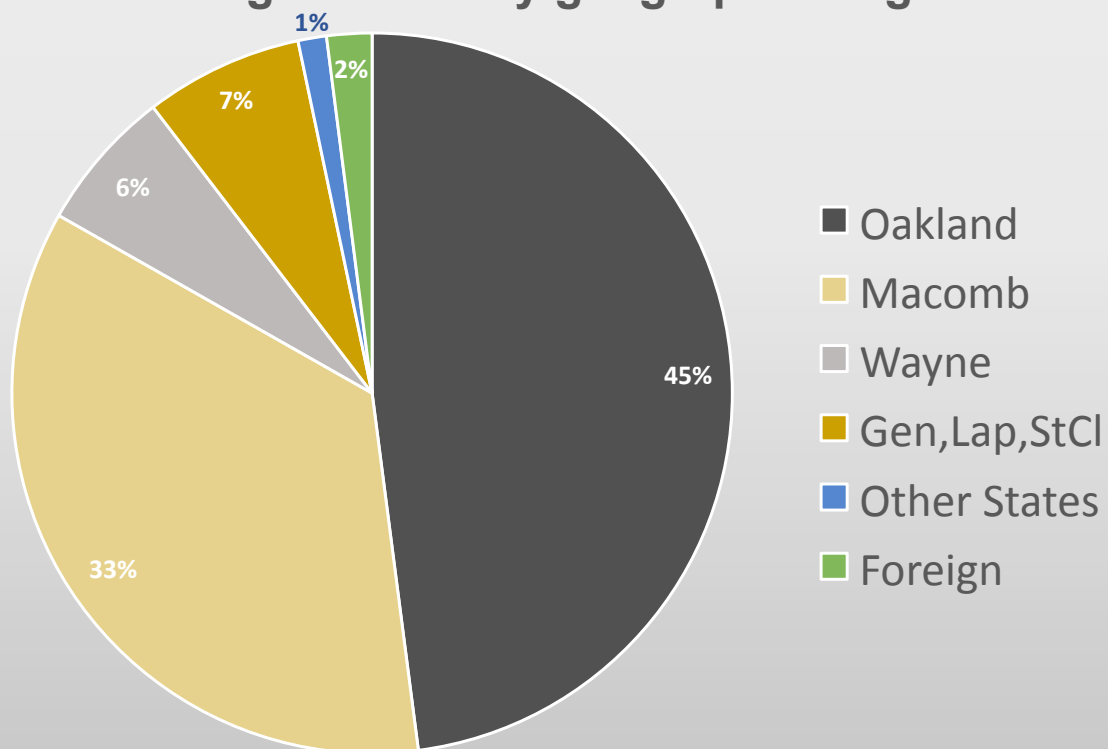
2013 Enrollment in Michigan Public Universities



Enrollment Demographics



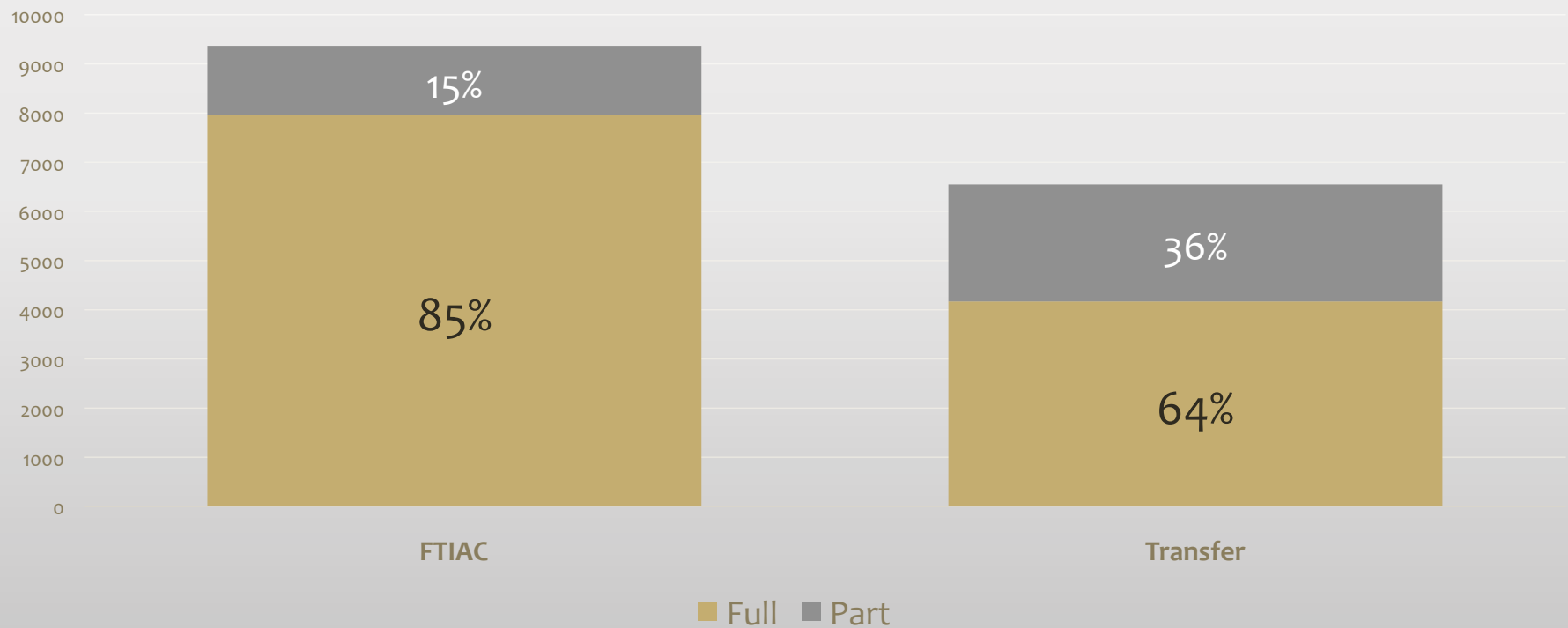
Undergraduates by geographic origin



59 Percent of Undergraduates Entered as FTIACs



75% OF UNDERGRADUATES ARE FULL-TIME

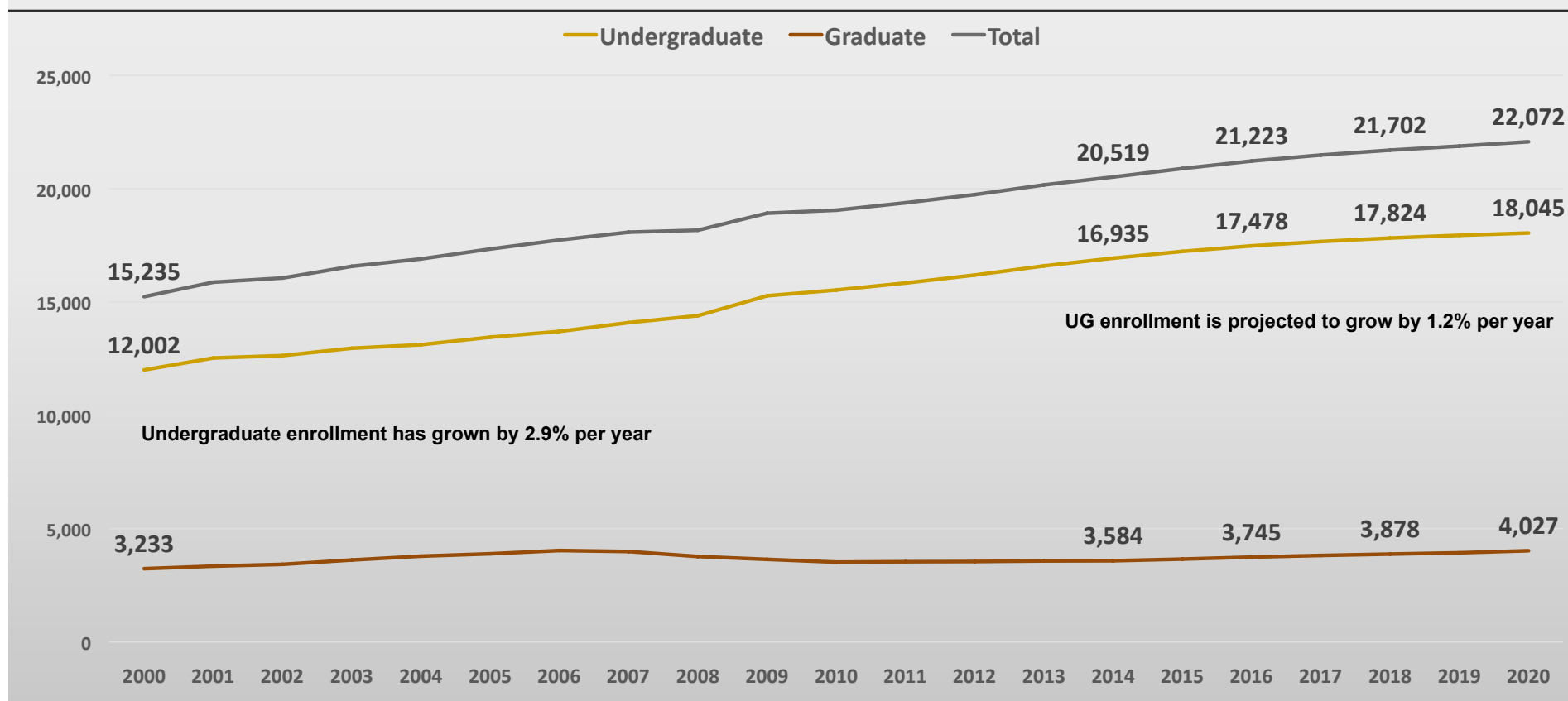


Increasingly Intense Competition



- OU currently has 7% of state public FTIAC market (up from 4.5% in 1993)
- Other 4-year schools are recruiting heavily in Oakland's 'backyard' (especially Oakland, Macomb & Wayne counties)
- There is an increasing state and national focus on value of 2-year career-track programs as an alternative to 4-year degrees for some students

Enrollment History and Projections 2000-2020



Enrollment/Revenue Snapshot



- 80% of our budget is tuition driven
- 18% of our budget is received from the state
- Tuition increases are being capped in Michigan
- Enrollment is slowing to ca. 1.2% per year
- Enrollment is heavily populated by Macomb/Oakland County students
- Competition for students in Macomb/Oakland is growing



Enrollment & Academics



WHAT TO DO

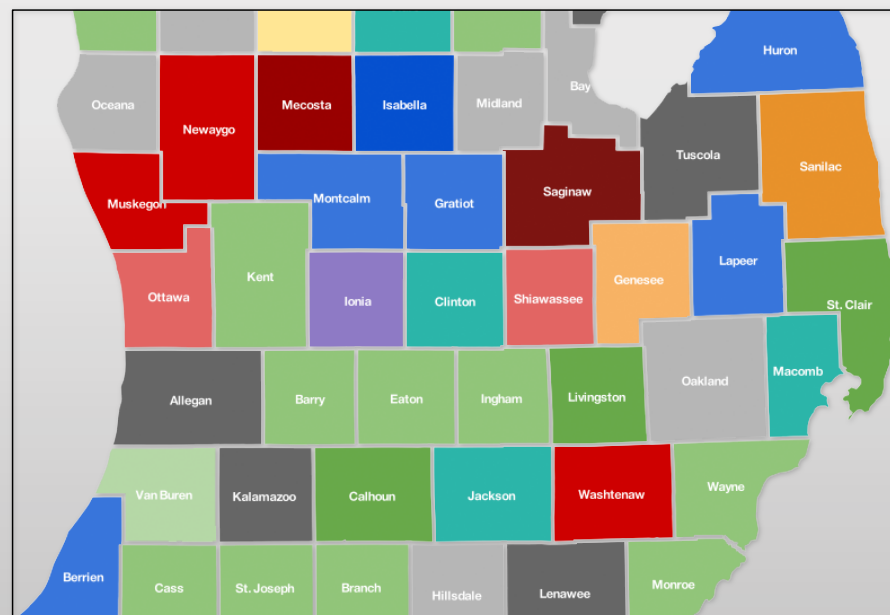


Enrollment Vision



Diversify and expand our student recruitment base

- Maintain strength in our “backyard”
- Recruit from more counties in Michigan
- Build our identity to attract out-of-state students
- Increase enrollment of international students



From Vision to Reality



OU's Identity and visibility outside of the region must expand

- Develop quality of key programs to gain national rankings and recognition
- Housing infrastructure must be able to accommodate more on-campus students
- Scholarship strategies must be refined to fit recruitment goals
- Support structures for increased international students must be in place
- Continually improve institutional operations for recruiting and admitting students (FTIAC, transfers, out-of-state, graduate, international)

From Vision to Reality

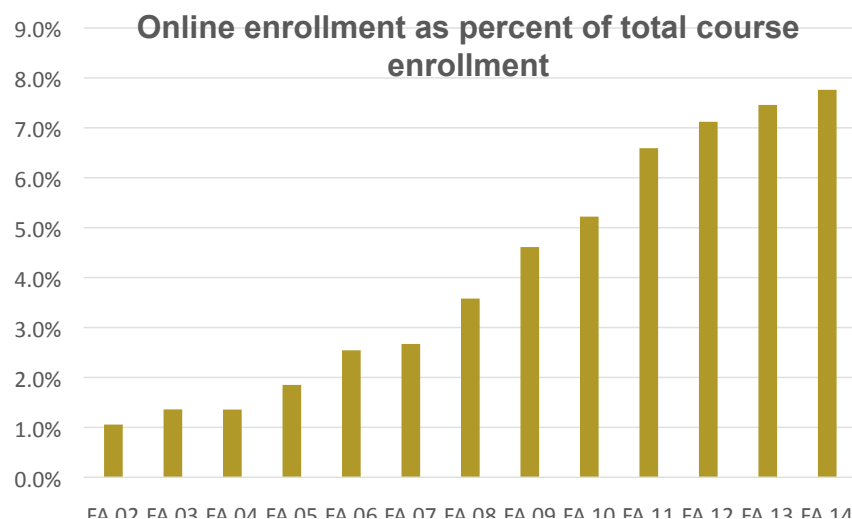


Refine Strategies for Alternate Sites and Delivery of Courses

- Build on current successful efforts in Macomb County at the Anton Frankel Center
- Seek expanded opportunities at the Macomb University Center
- Further develop our online teaching strategies, including offerings, pricing plans, etc.



Online Enrollment Growing



Online grown to almost 8% of percent of total course enrollment in 2014.

22% of UGs & 15% of grads take at least one course on line.

UG is mostly mixed, while grad are more likely to be in exclusively online programs.

	Exclusively Online		Mixed Online/ Traditional		Total Online	
	UG	GR	UG	GR	UG	GR
2014	2.7%	8.9%	19%	6.1%	22%	15%
2013	3.2%	11%	17%	5.7%	20%	17%
2012	3.7%	11%	15%	7.4%	18%	18%
2011	3.1%	9.7%	14%	7.1%	17%	17%
2010	2.7%	8.5%	11%	6.2%	13%	15%

Where Do the Macomb Sites Fit In?



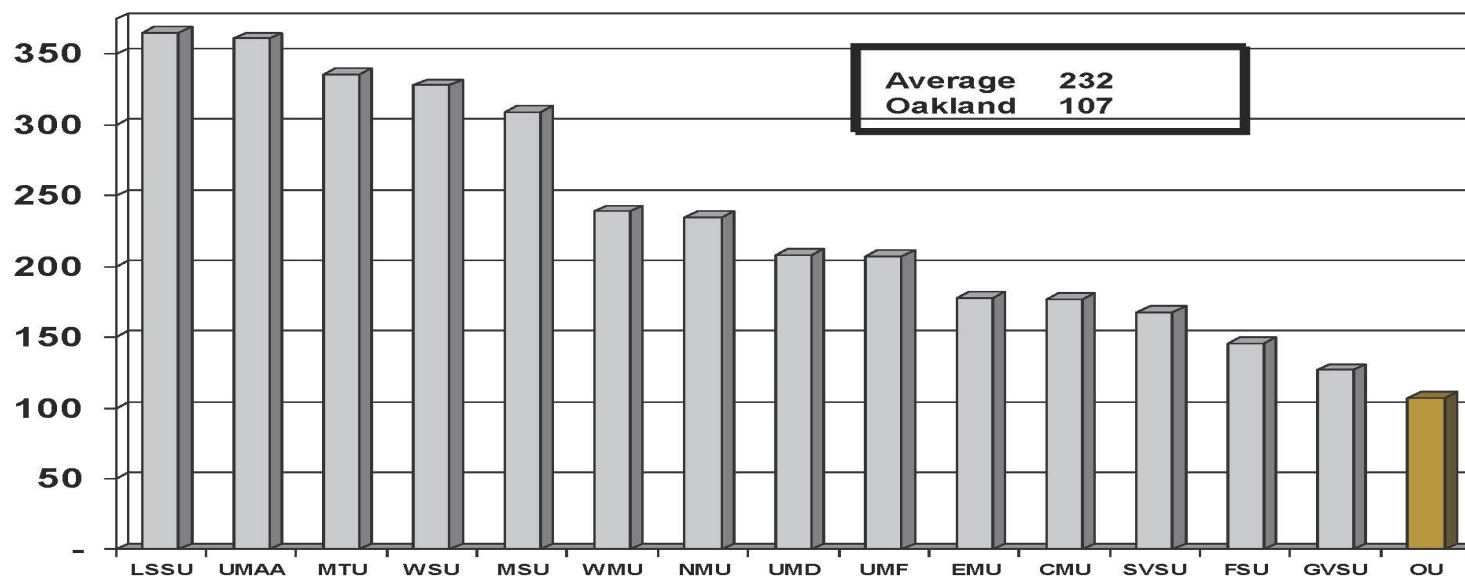
- Over half of students taking classes in Macomb are enrolled at the Anton Frankel center

	Exclusively Macomb	Mixed Macomb/ Other	Total Macomb
University Center	111	523	634
Anton Frankel Center	77	729	806
Total Macomb*	188	1252	1440

Space

Example #2

FY2013 General Fund Building Sq. Ft. per FYES



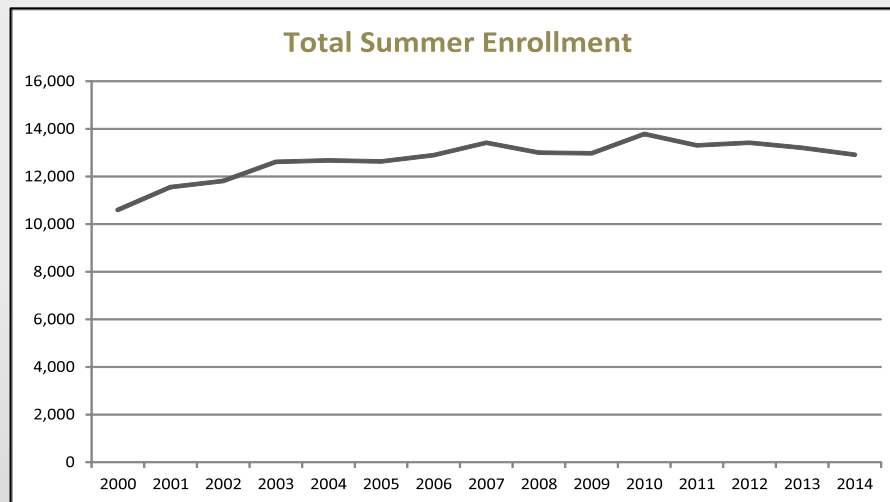
Source: HEIDI

Budget/Revenue Strategies



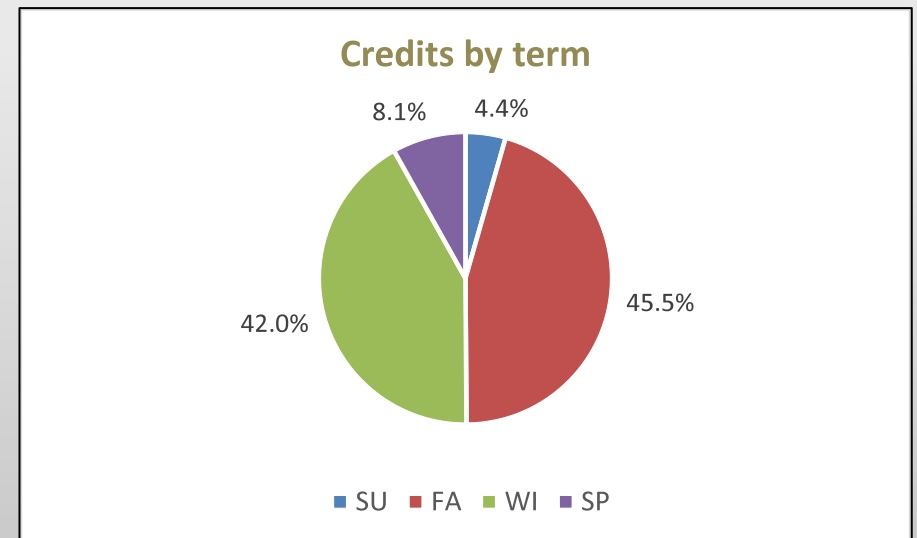
- Study and adjust tuition and pricing strategies
 - Differential tuition fees, etc.
- Pursue other types of business and operations possibilities
 - credit card convenience fees, etc.)
- Look for alternative revenues
 - summer programming
 - intermester options
 - online teaching strategies
 - graduate and post-degree programs
 - corporate training programs, etc.

What About Summer?



Summer enrollment has historically been highly variable.

Summer credits make up 10-13% of annual credits.



2013-14 Strategic Programs



Program Type	Registrations	Gross Revenue
Professional and Continuing Education (PACE) <ul style="list-style-type: none"> • Certifications • Courses • ESL 	5,425	\$1,758,660
Custom Business <ul style="list-style-type: none"> • GM • Bosch • Chrysler/Fiat • Yanfeng • SL America 	373	
Community Enrichment <ul style="list-style-type: none"> • Conferences • Music/Dance/Art Courses • Community Partnership Presentations – OPC 	565	N/A

Internationalization

- International Students at OU (ISSO)
- Study Abroad (International Studies)
- English as a Second Language

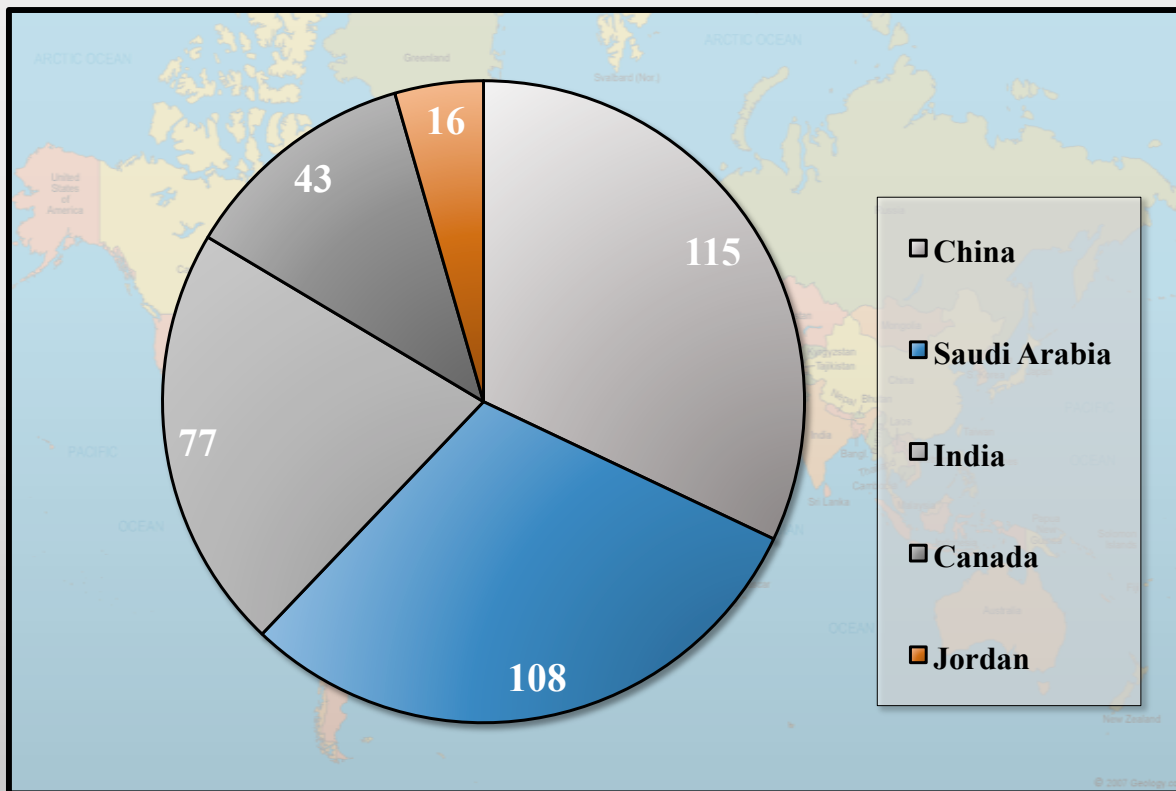


2014-15 ISSO Data

- We currently serve 599 International Students and 36 Scholars from 65 countries around the world.
- This comprises a total of 635 International Students and Scholars.



Leading International Student Countries of Origin: 2013-14



Other countries of origin include:

Albania	Japan	Russia
Australia	Jordan	Senegal
Brazil	Kenya	Serbia
Cameroon	Kosovo	Slovakia
Colombia	Kuwait	South Korea
Denmark	Libya	Sri Lanka
Egypt	Malaysia	Syria
Estonia	Malta	Taiwan
France	Morocco	Tanzania
Germany	Mexico	Thailand
Ghana	Nepal	Turkey
Greece	Netherlands	Uganda
Hungary	Nigeria	Ukraine
Iceland	Norway	United Kingdom
Iran	Pakistan	Vietnam
Iraq	Peru	
Israel	Poland	
Italy	Romania	

International Studies



Study abroad/Study Away Partners

- AHA International
- CIEE – Council on International Education Exchange
- JCMU - Japan Center Michigan Universities
- NSE - National Student Exchange

Exchange partners

- University of East Anglia, Norwich
- Nanzan University, Japan
- University of Oldenburg, Germany
- University of Orleans, France
- University of Malta, Malta

OU Exchange Programs (2014)

- Nanzan University, Japan
- University of Oldenburg, Germany
- University of Orleans, France

Anticipated (2015)

- Nanzan University, Japan
- University of Oldenburg, Germany
- University of Orleans, France

Study Abroad



- **Students in OU faculty-led programs in summer 2014** 81
- Winter break Faculty Led Program 2015
 - Ireland – (Prof. Brian Connery) 21
- **Number of Students Abroad – AHA, CIEE, JCMU**
 - Current applicants summer 2015: 84
 - Current applicants fall 2015: 34
 - Current applicants winter 2016: 14
- **Students signed in at the 2014 Study Abroad Fair:** 123
- **Students using walk-in advising Sept. 2013 – Oct. 2014:** 200
- **Students using walk-in advising Oct. 2014 – Feb. 2015:** 104



Carnegie Classification



OU's Place in the World of Research Universities



Doctorate-granting Universities

- Includes institutions that awarded at least 20 research doctoral degrees during the update year (excluding doctoral-level degrees that qualify recipients for entry into professional practice, such as the JD, MD, PharmD, DPT, etc.)
- [RU/VH: Research Universities \(very high research activity\)](#)
- [RU/H: Research Universities \(high research activity\)](#)
- [DRU: Doctoral/Research Universities](#)

OU Profile



RU/VH

- University of Michigan
- Michigan State
- Wayne State



RU/H

- Western Michigan University
- Michigan Tech



DRU

- Central Michigan University
- Oakland University



About Doctoral Research Universities



- 30 very diverse institutions
- 9 minority serving universities
- 7 historically black universities
- 1 women's university
- 2 highly specialized university
- 7 in Texas (3 Texas A&M)
- 12 in southern states & Puerto Rico



About Doctoral Research Universities



Enrollment

- Less than 800 to more than 28,000 (OU among the larger)

Doctor's degrees awarded

- Less than 20 to more than 340 (OU 102)

Research expenditures

- Less than \$2 million to more than \$53 million (OU \$18 million)

DRU Public Peers



- University of Arkansas at Little Rock AR
- University of Northern Colorado CO
- Florida Agricultural and Mechanical University FL
- The University of West Florida FL
- Georgia Southern University GA
- Illinois State University IL
- Indiana State University IN
- Bowie State University MD
- Morgan State University MD
- East Carolina University NC
- North Carolina A & T State University NC
- University of North Carolina at Charlotte NC
- University of Nebraska at Omaha NB
- SUNY College of Environmental Science and Forestry NY
- Air Force Institute of Technology-Graduate School of Engineering & Management OH
- Indiana University of Pennsylvania-Main Campus PA
- South Carolina State University SC
- East Tennessee State University TN
- Middle Tennessee State University TN
- Tennessee State University TN
- Lamar University TX
- Sam Houston State University TX
- Texas A & M University-Commerce TX
- Texas A & M University-Corpus Christi TX
- Texas A & M University-Kingsville TX
- Texas Southern University TX
- Texas Woman's University TX

U.S. News Rankings



OU falls in the second tier

Universities received weighted rankings on:

- Peer assessment and high school counselor rank (22.5%)
- Financial resources (10%)
- Graduation and retention (22.5%)
- Graduation rate performance (7.5%)
- Student selectivity (12.5%)
- Faculty resources (20%)

State of Academic Affairs



Current Efforts and Connection to Strategic Planning

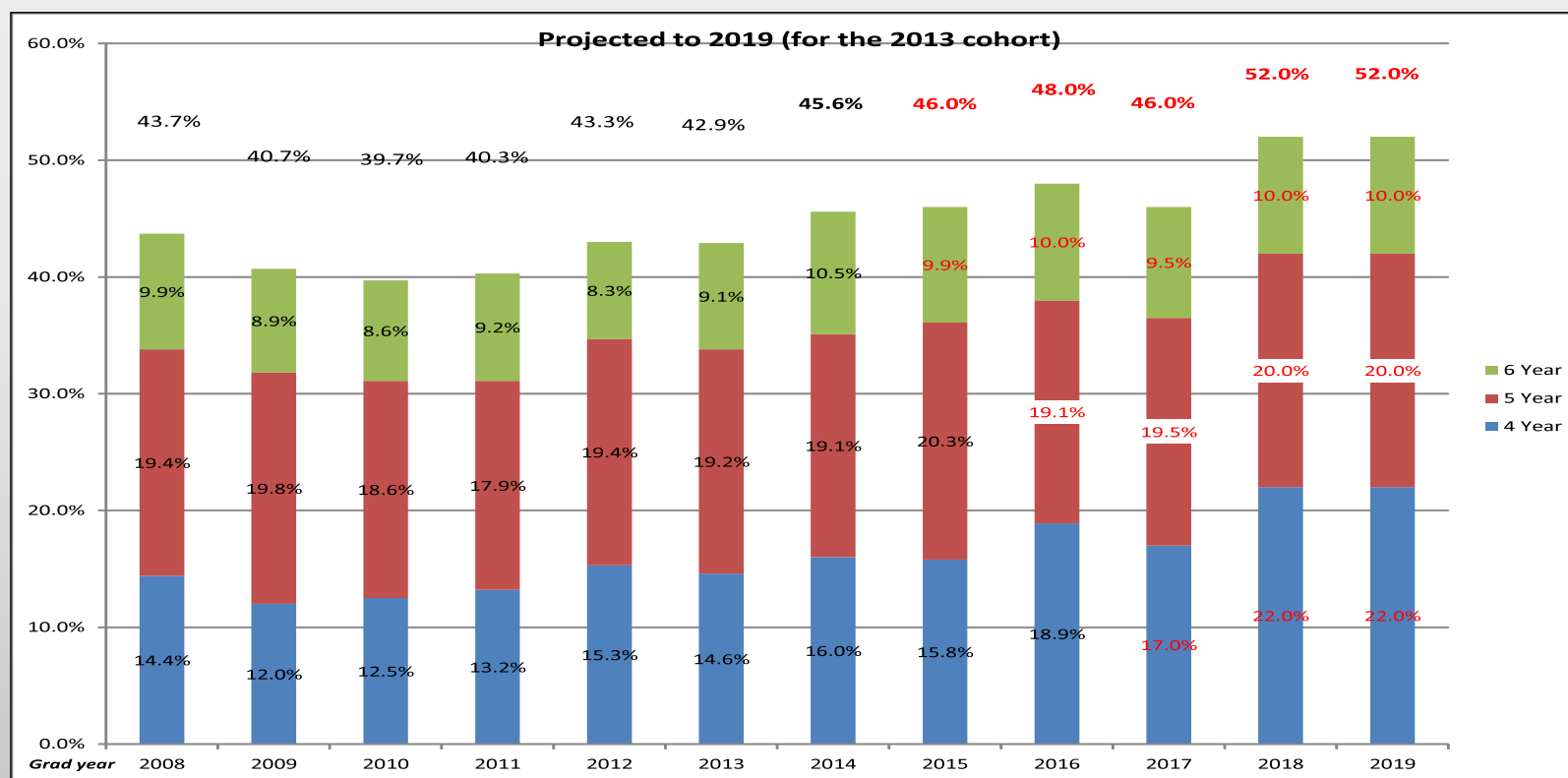


Strategic Planning Goal #1

Foster student success through a robust teaching and learning environment supported by comprehensive student services.



6-Year Graduation Rate

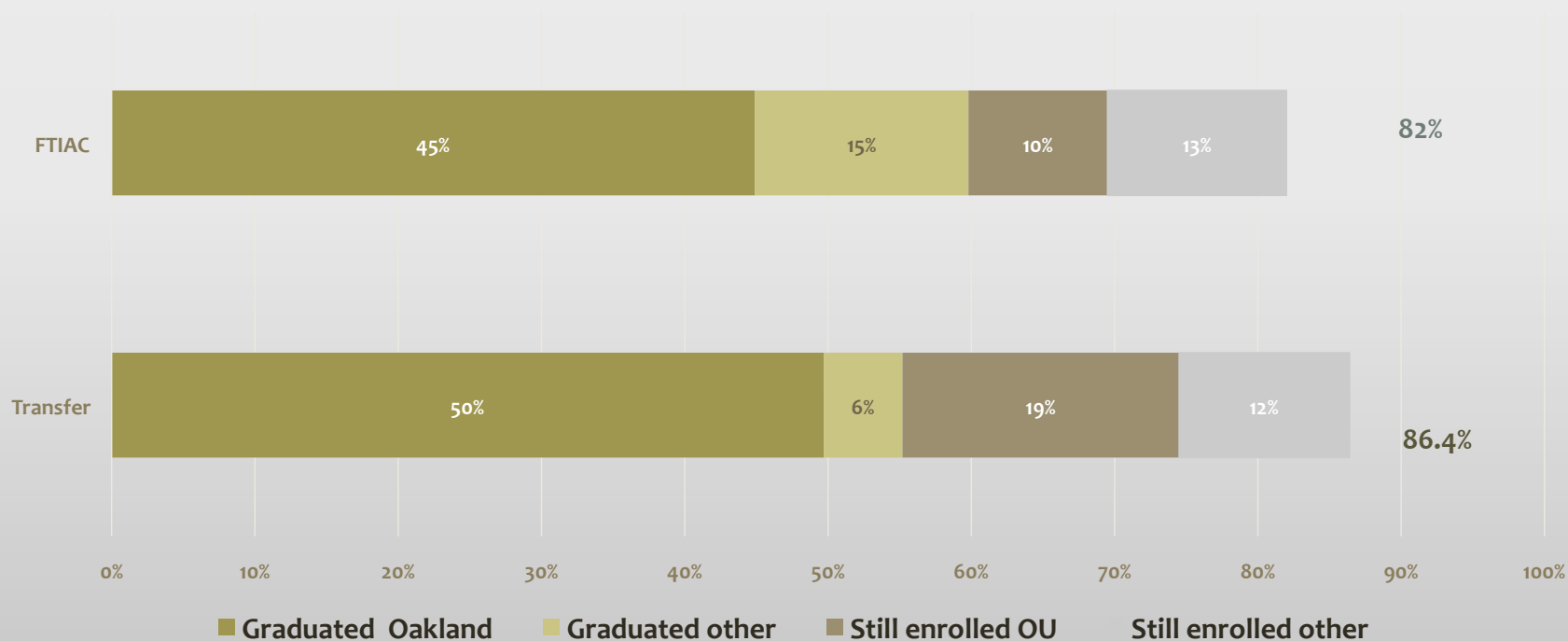


Student Achievement Measure

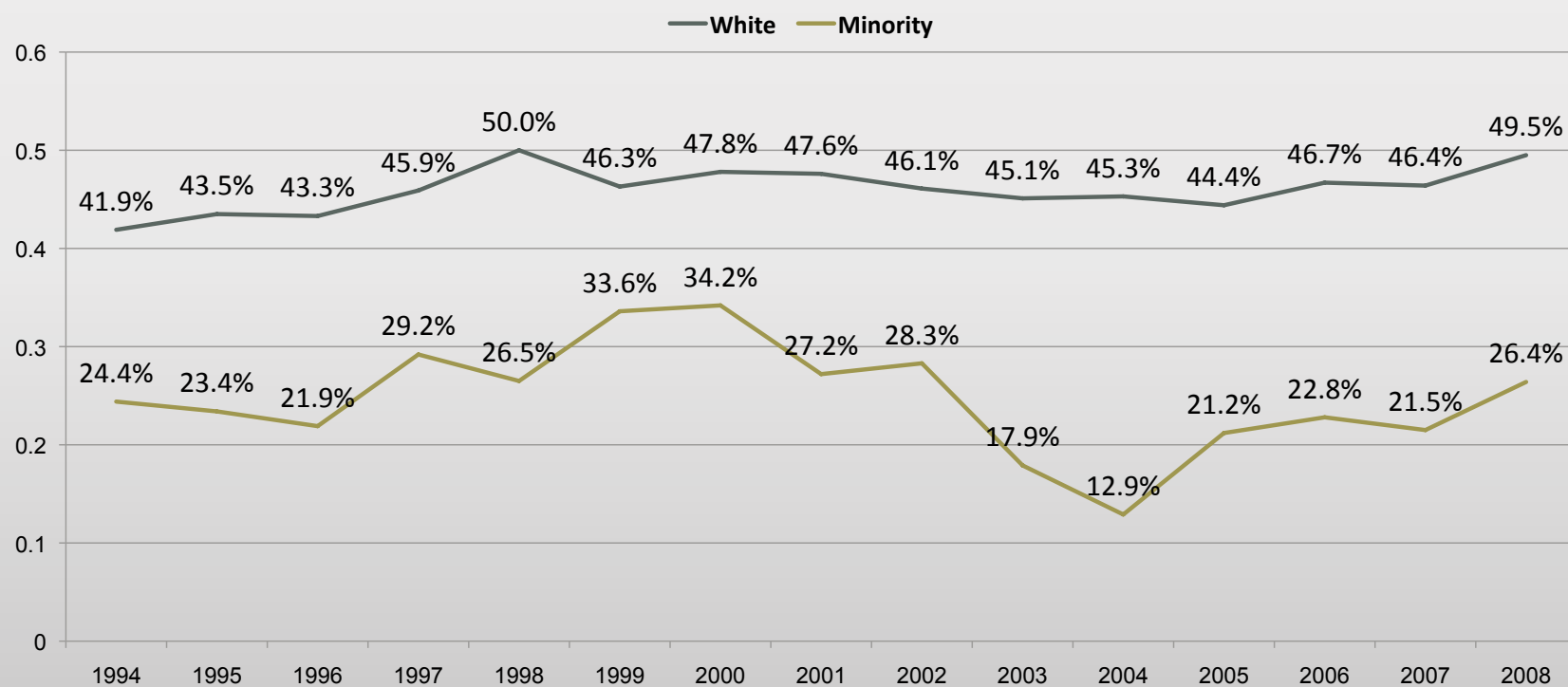
A More Complete Picture



Full-time students starting fall 2008



6-Year Graduation Rate

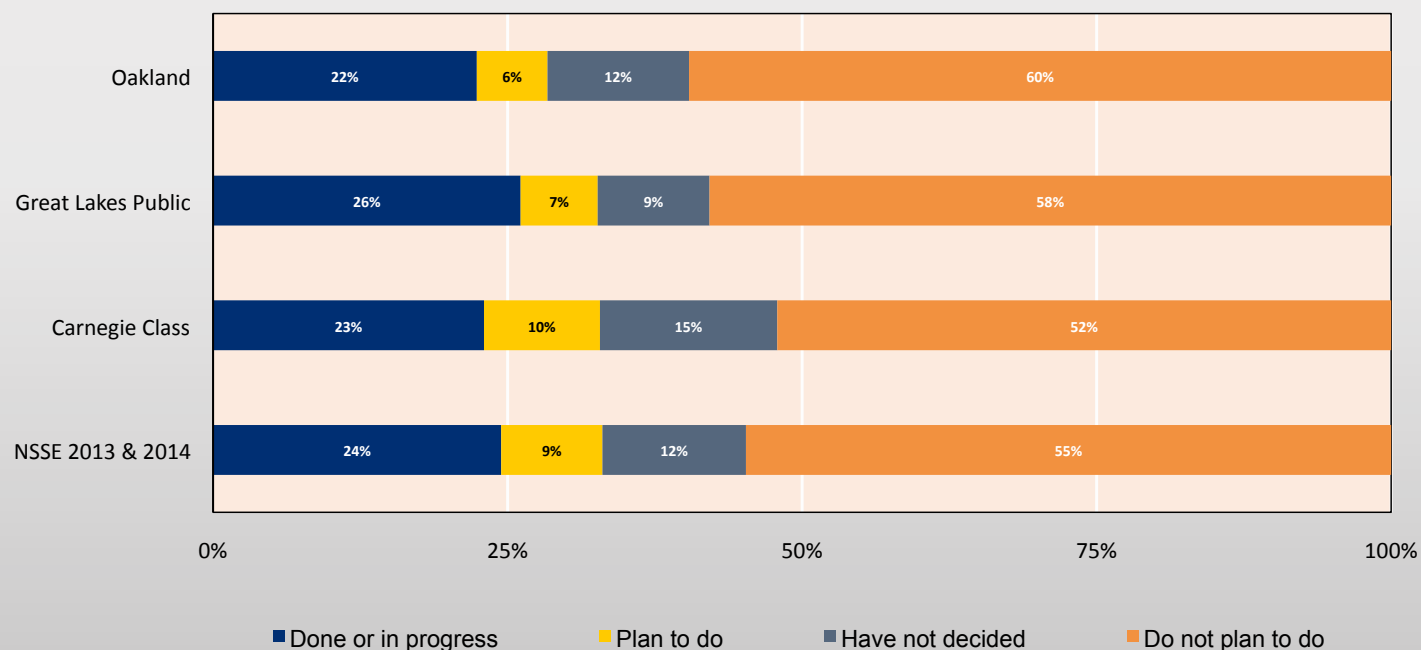


NSSE High-Impact Practices

National Survey of Student Engagement



Learning Community



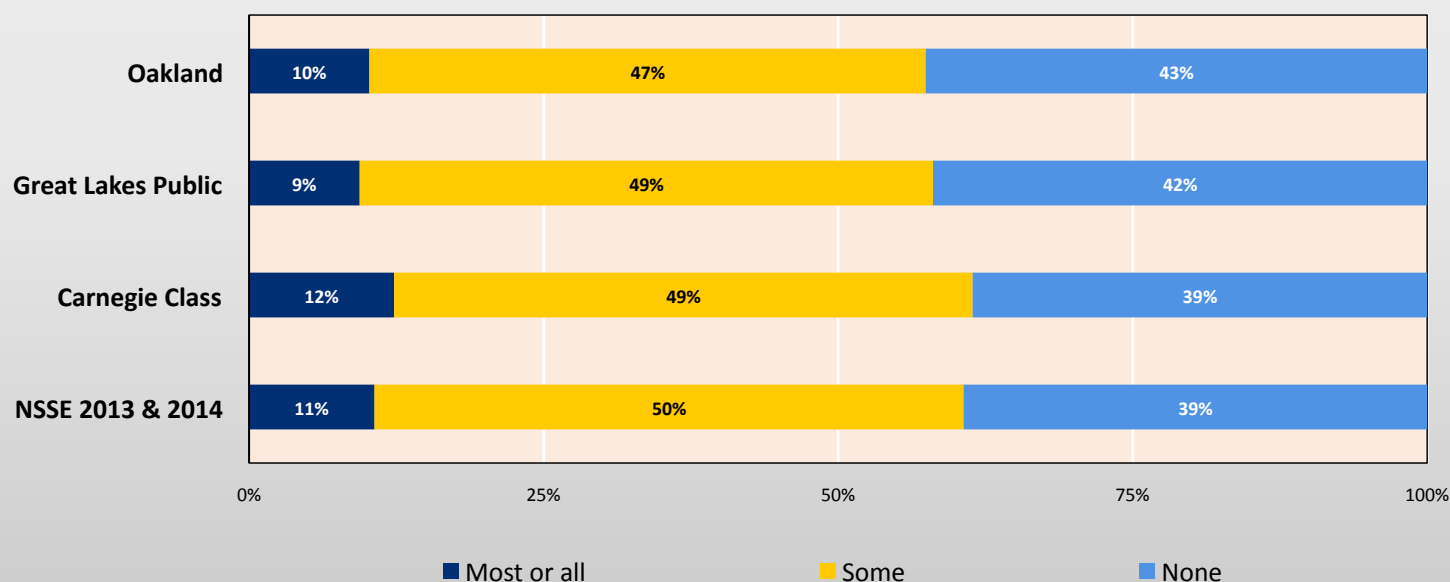
Which of the following have you done or do you plan to do before you graduate?

Participate in a learning community or some other formal program where groups of students take two or more classes together.

NSSE High-Impact Practices



Service Learning

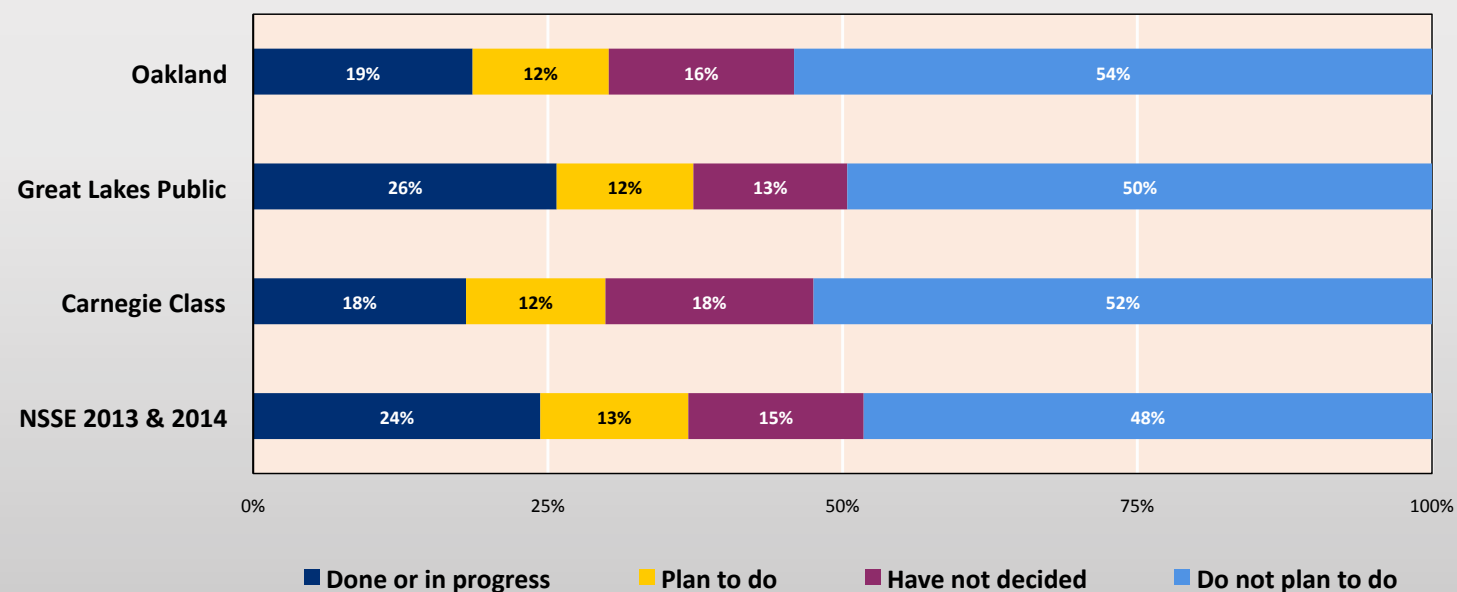


About how many of your courses at this institution have included a community-based project (service-learning)?

NSSE High-Impact Practices



Research with a faculty member



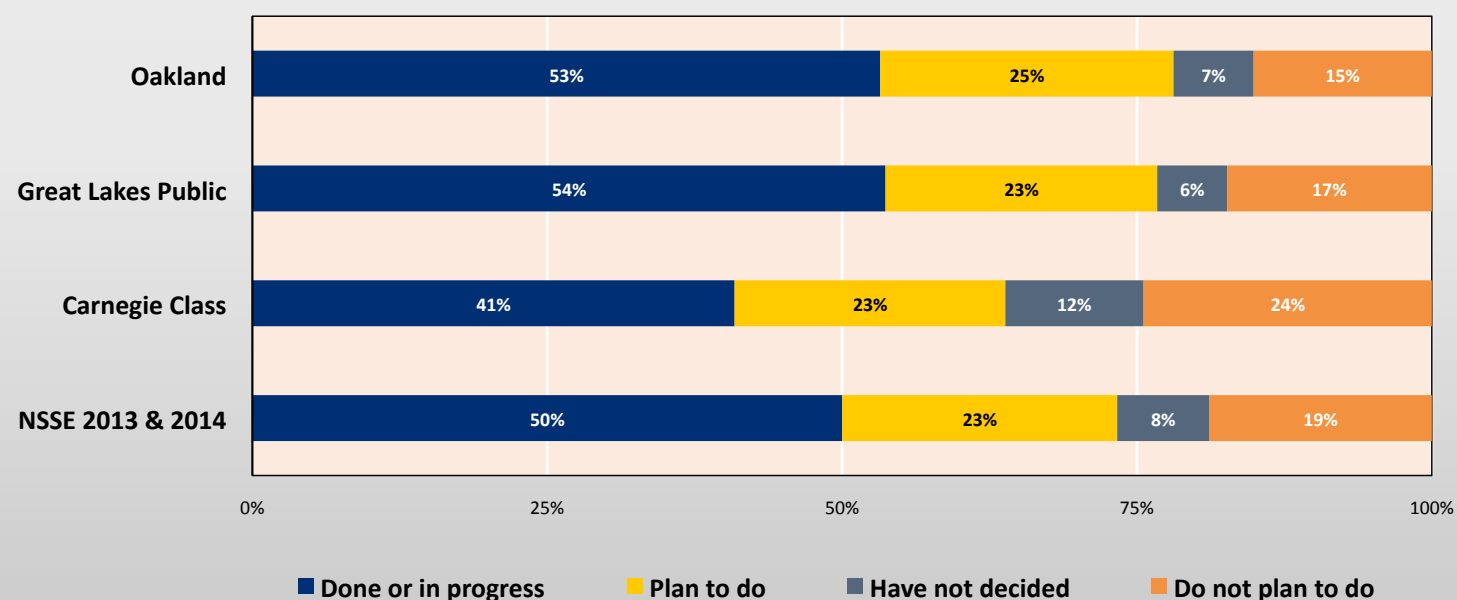
Which of the following have you done or do you plan to do before you graduate?

Work with a faculty member on a research project.

NSSE High-Impact Practices



Internship or Field Experience



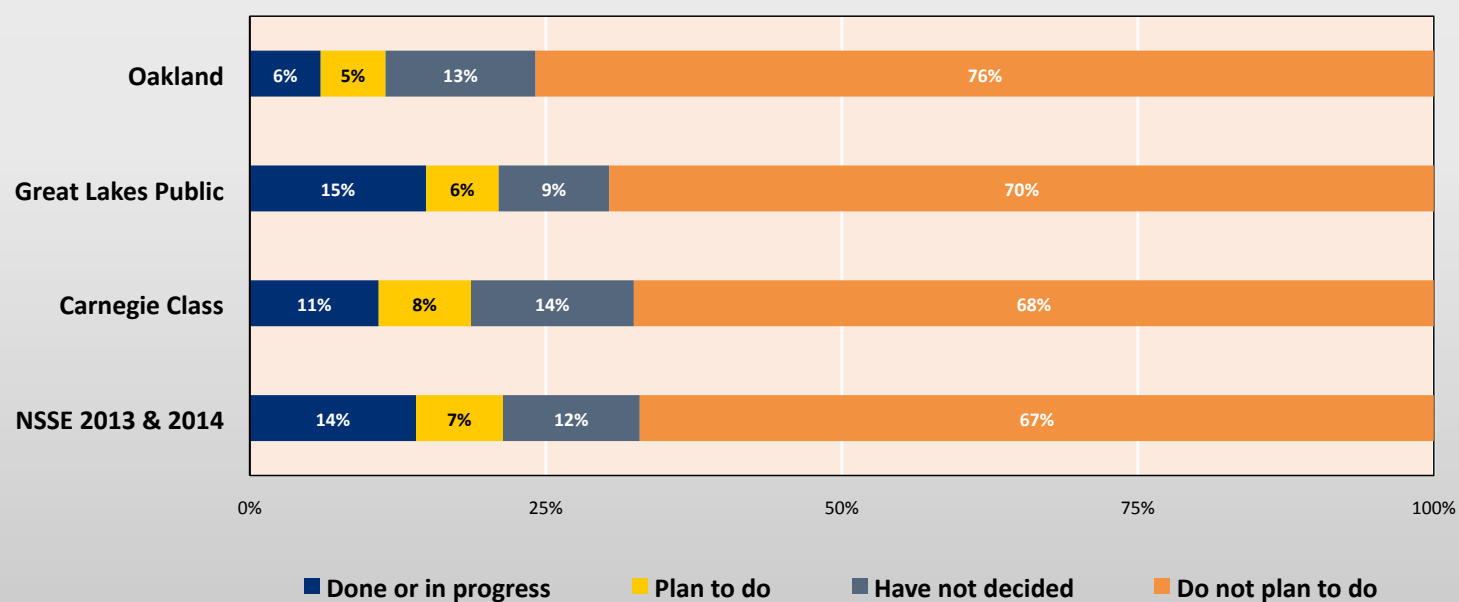
Which of the following have you done or do you plan to do before you graduate?

Participate in an internship, co-op, field experience, student teaching, or clinical placement.

NSSE High-Impact Practices



Study Abroad



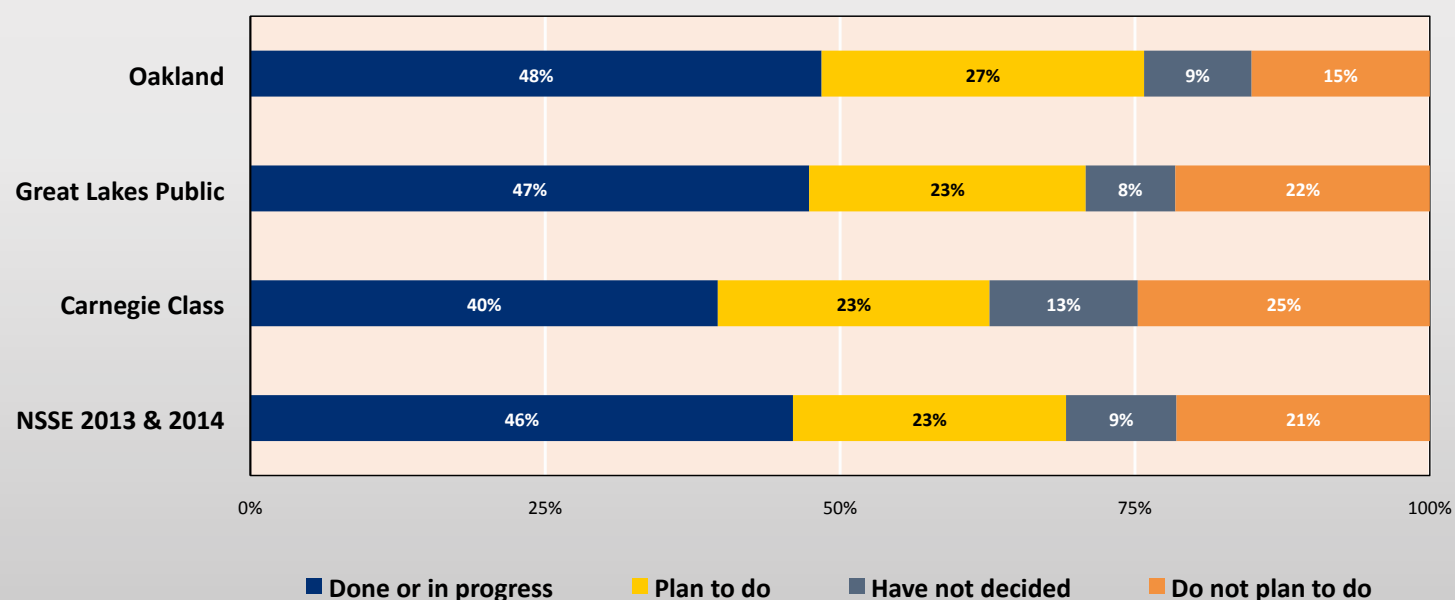
Which of the following have you done or do you plan to do before you graduate?

Participate in a study abroad program.

NSSE High-Impact Practices



Culminating Senior Experience



Which of the following have you done or do you plan to do before you graduate?

Complete a culminating senior experience (capstone course, senior project or thesis, comprehensive exam, portfolio, etc.).

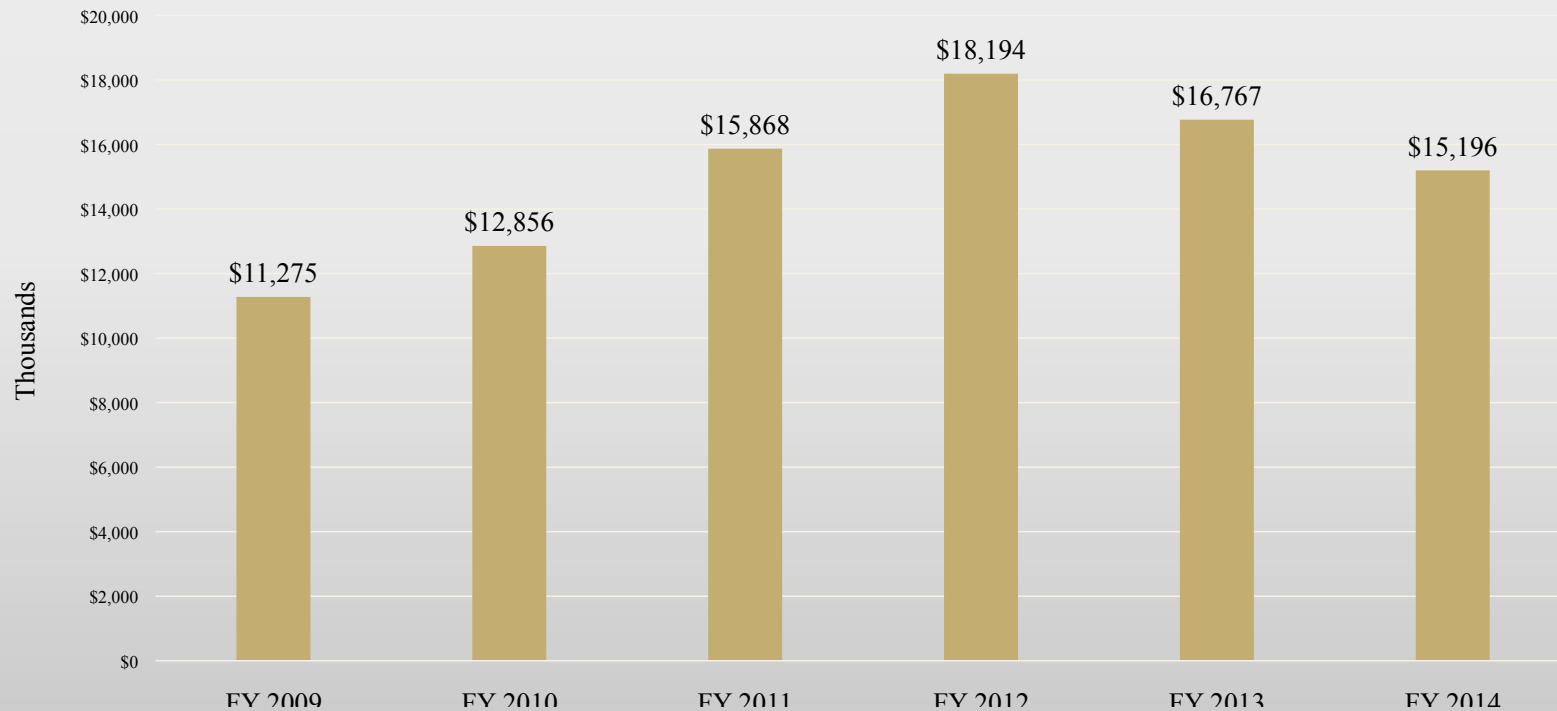
Strategic Planning Goal #2

Be recognized as a strong research and scholarly environment focused on creative endeavors, as well as on the discovery, dissemination and utilization of knowledge.

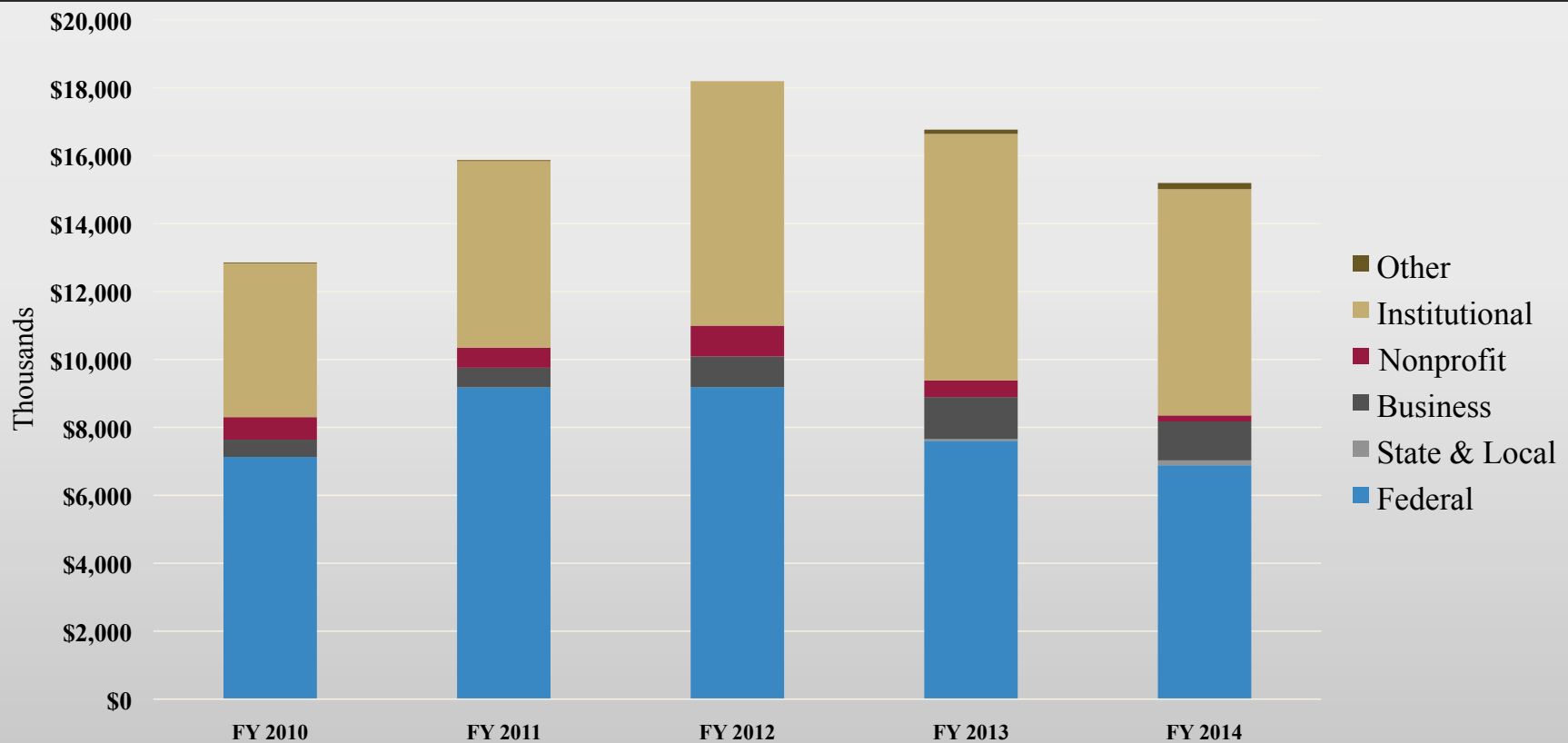


OU Research Expenditure

Trends: NSF HERD Survey Data

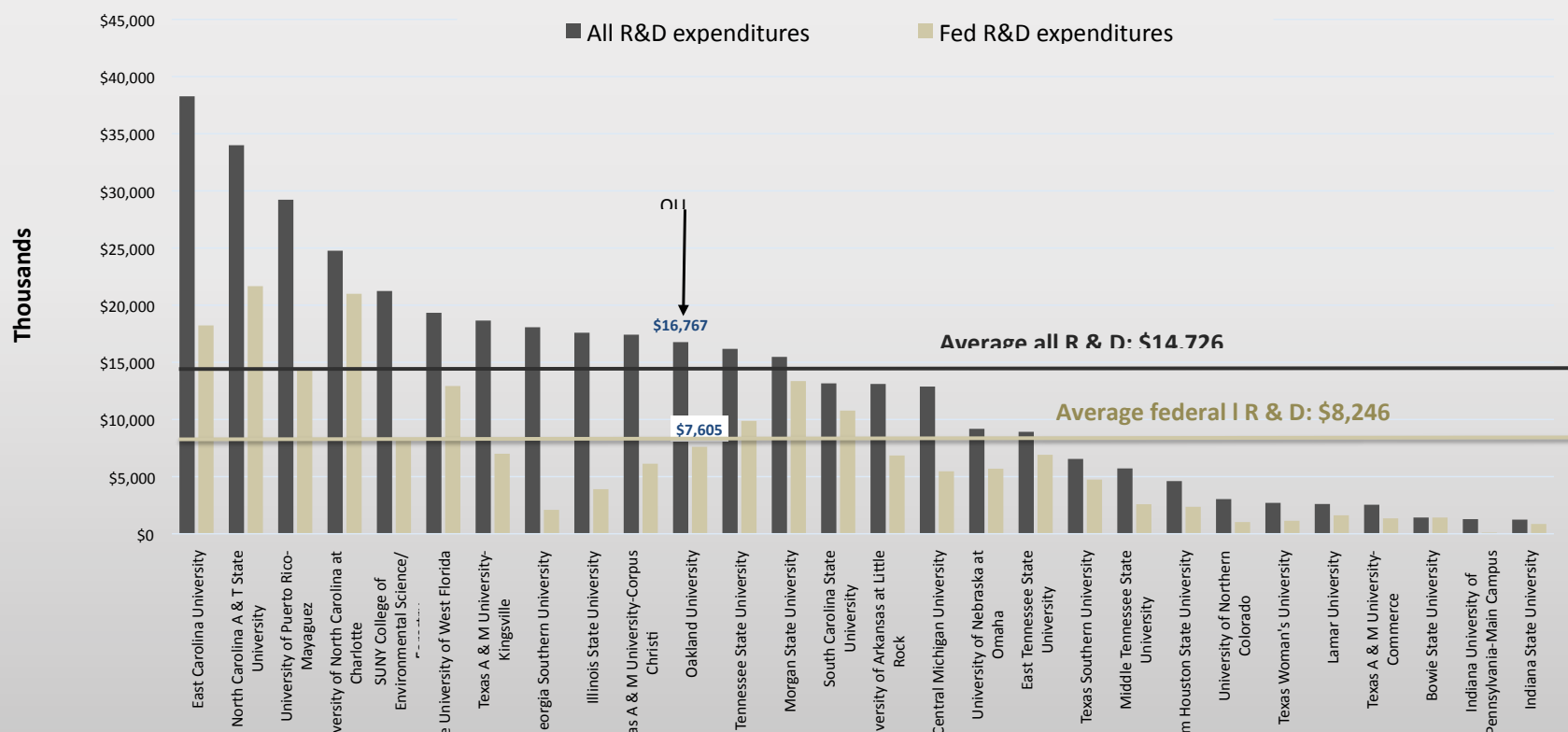


Research Expenditures by Sponsor Type: NSF HERD Survey Data



R&D Expenditures in 2013

Doctoral Research Universities



Source: NSF HERDS FY2013

Major External Grant Awards

Federal and State



Jennifer Lucarelli	School of Health Sciences	Centers for Disease Control and Prevention	\$1,952,244	(3 years)
Pontiac: Eliminating Health Disparities				
Dao Qi Zhang	Eye Research Institute	National Institutes of Health	\$1,817,368	(4 years)
Dopaminergic Network				
Frank Giblin	Eye Research Institute	National Institutes of Health	\$1,485,196	(4 years)
Cataracts and Oxidative Stress				
Xiangqun Zeng	Chemistry	National Institutes of Health	\$1,138,014	(5 yrs)
Wearable Multi-Pollutant Sensor		(sub-award from MSU)		
Shailesh Lal	Biological Sciences	National Science Foundation	\$800,000	(3 yrs)
RNA Splicing in Maize Seed Development				

Major External Grant Awards

Federal and State



Kathleen Sweeney	School of Education and Human Services	Michigan Department of Community Health	\$500,000	(1 yr)
OUCARES multi-media programs				
Gerard Madlambayan	Biological Sciences	National Institutes of Health	\$429,874	(3 yrs)
Endothelial Cells in Acute Myeloid Leukemia				
Libin Rong	Mathematics and Statistics	National Science Foundation	\$400,060	(5 yrs)
Virus Infection and Immune Response: Modeling & Analysis				
Laila Guessous	Mechanical Engineering	National Science Foundation	\$359,826	(3 yrs)
Research Experience for Undergraduates (REU): Automotive & Energy Research				

Oakland University-Beaumont Health System – Research Collaborations



Beaumont® | HEALTH
SYSTEM



**PROCEEDINGS OF THE FOURTH
OAKLAND UNIVERSITY
BEAUMONT HEALTH SYSTEM
BIOMEDICAL RESEARCH SYMPOSIUM**

VOLUME 4 | OCTOBER 2014

OCTOBER 31, 2014 | OAKLAND CENTER, OAKLAND UNIVERSITY | ROCHESTER, MI

*For more information about research at Beaumont Hospital and Oakland University,
visit beaumont.edu and oakland.edu.*

Student Research Opportunities



Biology and Chemistry

- Summer Research Program

Computer Science and Engineering

- UnCoRe

Mechanical Engineering

- AERIM

Eye Research Institute

- In 2014, the ERI held its 14th consecutive Summer Undergraduate Program in Eye Research (SUPER)



Faculty & Student Research Support



Provost Undergraduate Research Awards

• Provost Undergraduate Student Award	\$46,500
• Chrysler Undergraduate Student Research Award	\$18,000

Provost Graduate Research Awards	\$23,910
---	-----------------

University Research Committee Awards

• Research	
○ Faculty Research Fellowship Award	\$223,373
○ Faculty Research Award	\$17,398
○ Research Excellence Award	\$4,000
○ President Colloquium	\$1,000
○ Meadow Brook Hall Res. Conf. Grant Award	\$3,000
○ Student Research Award	\$2,020
• Travel	
○ Student Travel Award	\$18,013
• Center for Undergraduate Research and Leadership (CURL)	\$9,950

**OAKLAND
UNIVERSITY™**



Strategic Planning Goal #3



Become a leader in serving the needs and aspirations of our communities and region through expanded community relationships, institutional reputation, visibility, and engagement.



Partnerships



Oakland University, Pontiac join forces in 'town-and-gown' partnership



Oakland University President George Hynd and Pontiac Mayor Deirdre Waterman at a meeting on the partnership between the city and university, held Tuesday at the Whitmer Human Resource Center. Dustin Blitchok-The Oakland Press



Partnerships and Collaborations



Program links with Colleges & Universities

Articulation agreements for 51 community college programs

- Mott
- Macomb
- St. Clair
- Oakland

Wayne State University

- Doctorate of Pharmacy Program

Michigan State University

- Bachelor of Social Work

Northern Michigan University

- Doctorate in Nursing Practice

University of Windsor

- Teaching and Learning Conference

School of Health Science and Wayne State University

- Guaranteed 5 seats for admission in Physician Assistant Program

Partnerships and Collaborations



AK Steel Corporation
American Educational Research Association
American Medical Association Foundation
American Physical Therapy Association
Amerilodge Group LLC
Arnold P Gold Foundation
Auto/Steel Partnership
Automation Alley
Axalta Coating Systems, LLC
Battelle, Pacific Northwest Division
Beaumont Health System - NIH
Beaumont Research Institute
BETA CAE Systems USA, Inc.
Blue Cross Blue Shield of Michigan Foundation
Brooksie Way Minigrants
Burroughs Wellcome Fund
Centers for Disease Control and Prevention
Check Corporation
Chrysler Company LLC
DENSO International America, Inc.
DTE Energy
ESI Group
Filmer Memorial Charitable Trust
Ford Motor Company
General Motors Company
George Washington University
Grand Valley State University - MEDC

Health Resources & Services Administration
Henry Ford Health System
Huron Mt. Wildlife Foundation
Illinois State University
Indiana University
International Reading Association
Johnson Controls Foundation
Jonas Center for Nursing Excellence
Kresge Foundation
Michigan Campus Compact
Michigan College Access Network
Michigan Council For Arts And Cultural Affairs
Michigan Department of Community Health
Michigan Department of Labor & Economic Growth
Michigan Economic Development Corporation
Michigan Space Grant Consortium - NASA
Michigan State University
Mississippi State University
Myongji University
National Inclusion Project
National Institutes of Health
National Science Foundation
National Writing Project
NBC Universal Inc
Oakland County Health Department
Oakland Schools
Ohio State University - ARRA

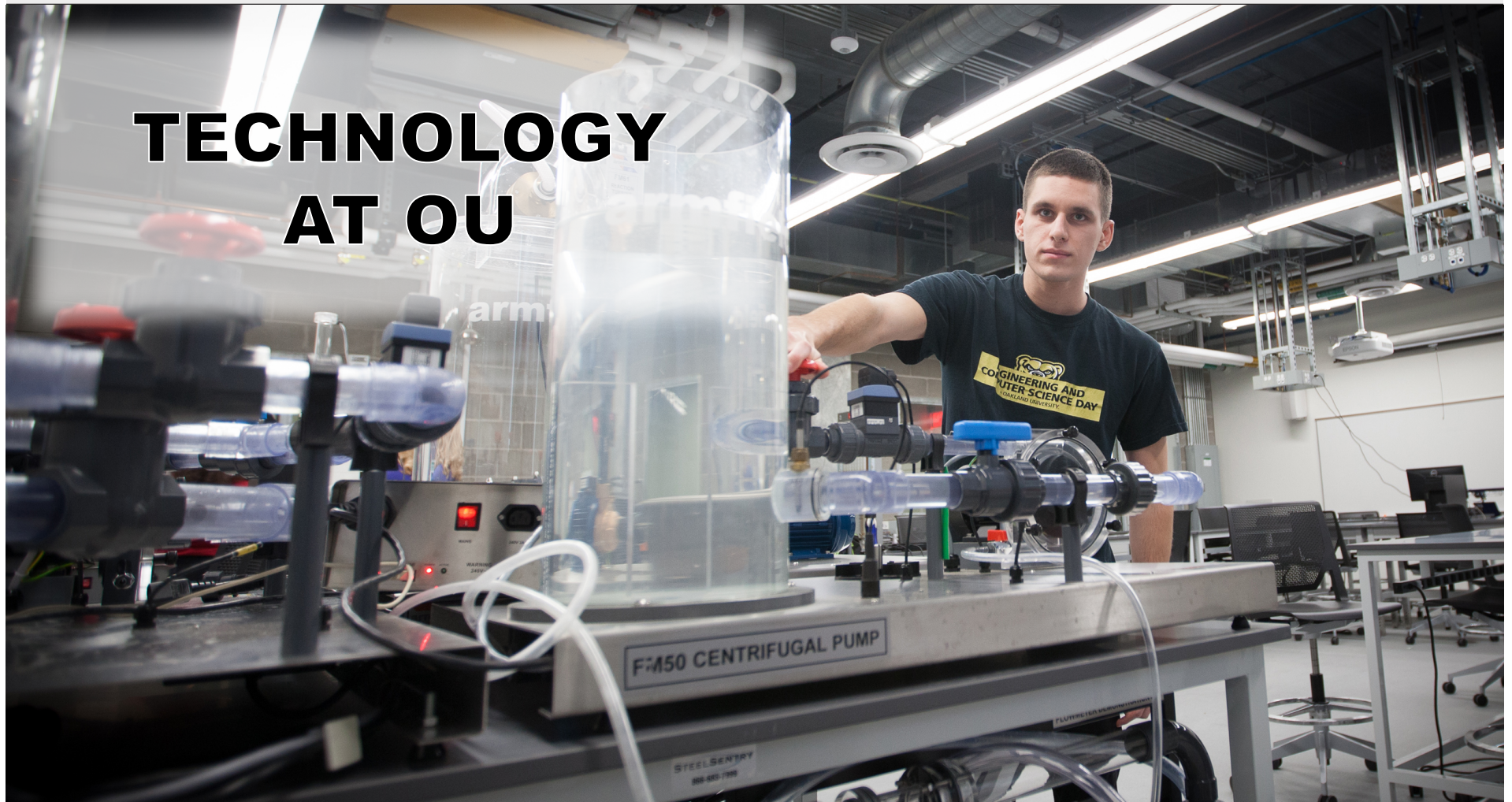
OptimizeRx
RHK Technology, Inc.
SIR Foundation
Spencer Foundation
State of Michigan - Department of Education
State of Michigan - King Chavez Parks Initiative
Stevens Institute of Technology
Suzhou Gas Equipment & Valve Manufacture Co Ltd
Tongji University
U.S. Army TACOM
U.S. Department of Agriculture
U.S. Department of Defense - DARPA
U.S. Department of Health and Human Services - HRSA
U.S. Department of Health and Human Services – SAMHSA
University of Colorado Boulder
University Of Michigan
University of Nebraska - Lincoln
Vanderbilt University
Western Michigan University
Yale University

74 Total

State of Academic Affairs



TECHNOLOGY AT OU



UTS Measuring in Mobile Minutes



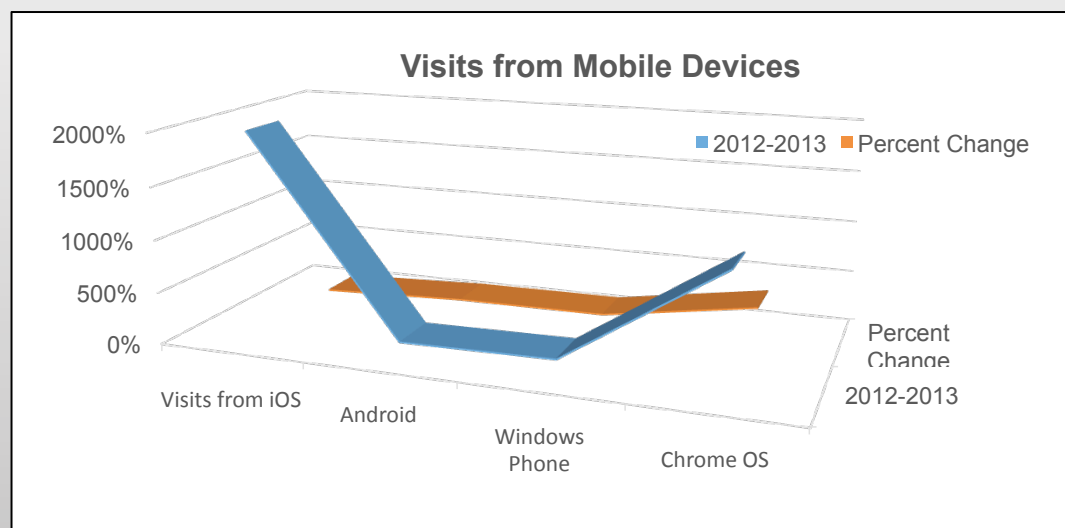
Mobile continues to grow significantly and we can track changes in operating system dependency and popularity.

We are able to track how users are visiting the oakland.edu website using Google Analytics.

Some notable highlights are:

Overall user sessions (in millions)

- Desktop – 8.3
- Mobile – 2.3
- Tablet – 0.7



UTS Highlight on Advising



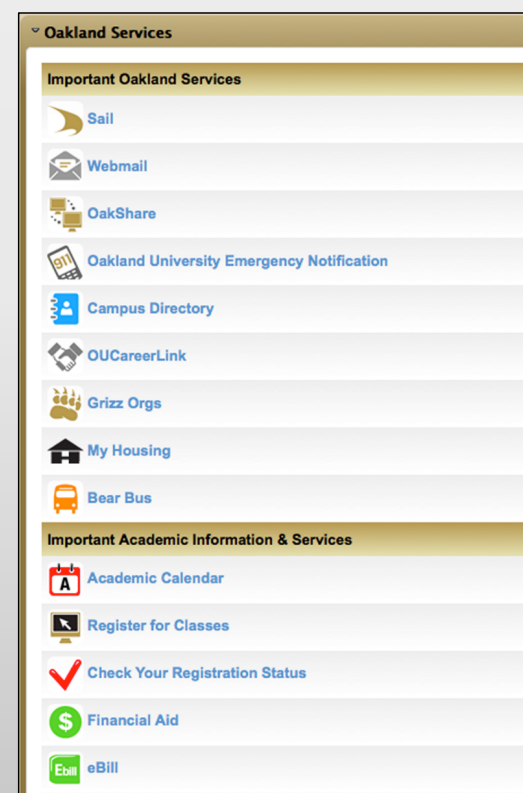
Once a future student has been identified and admitted, it is critical to support their academic success. Many investments in advising support have been implemented.

- **AdvisorTrac** – Originally purchased as a replacement system for a homegrown School of Business Administration advising appointment system, a campus-wide solution was purchased with SBA as the original departmental user. This is an advising center management system that allows for appointment scheduling.
- Supported Registrar and Athletics in designing an athletics advising and academic progress solution using the **Curriculum, Advising, and Program Planning (CAPP)** module in Banner.

UTS Updates



- **Banner Document Management:** Advisers use many documents to support advising. Part of the project to implement Banner Document Management will be to create an online student file.
- UTS built a **MySAIL** portal for advisers. We tracked over 60 systems and web sites in use by advisers; around a dozen require a login. A driving enhancement adviser access to see a student-friendly view of progress to degree.



UTS Survey Feedback



- Faculty indicated that more support for research computing and research software is desired.
- Faculty indicated that an agile approach to IT infrastructure is needed, supporting UTS goals to work toward an agile support model.
- Faculty responses indicate more work needs to be done in the security infrastructure, supporting UTS goals to improve that environment.

UTS Critical Goals 2014-15



- Contribute to the successful completion of university building projects, including Oak View Residence Hall, Engineering Center, Elliott Tower, P32 Parking Structure, and others.
- Continue the Voice over IP telecom transition project.
- Continue the Aruba wireless network transition project.
- Provide improvements to the MySAIL portal and app products.
- Complete migration to the PerfectForms online routable forms solution.



Technology Support Client Services

14,221
Service Tickets



Thoughts and Themes



As a national university in the Doctoral Research institution, we must establish our goals and consider the following:

- Through strategic planning, define our identity, targets, and tactics
- Develop our teaching and research mission in the DRU context
- Allocate existing resources to support goals
- Develop new budget models and strategies to enhance revenues
- Develop and implement “best practice” strategies, policies, and practices across campus that model those utilized by aspirant institutions
- Develop/refine organizational structures to achieve goals

State of Academic Affairs



THANK YOU

A photograph of the Oakland University sign, which is a large, illuminated, gold-colored sign mounted on a stone wall. The sign reads "Oakland University" in a serif font. The background shows bare trees and a clear sky, suggesting a late autumn or winter setting. The sign is illuminated from below, casting a warm glow. The stone wall is made of large, light-colored blocks. In front of the wall are several small, dark green bushes and some low-lying plants. The overall scene is well-lit, with the sign being the central focus.