

FREDERICK G. HOFFMAN, J.D.
SPECIAL INSTRUCTOR OF LEGAL & ETHICAL STUDIES

OAKLAND UNIVERSITY
SCHOOL OF BUSINESS ADMINISTRATION
404 ELLIOTT HALL
ROCHESTER, MICHIGAN 48309-4401
PHONE: 248.370.4978
FAX: 246.370.4275
EMAIL: HOFFMAN@OAKLAND.EDU

November 20, 2015

C. Michelle Piskulich
Associate Provost and Associate Professor of Political Science
205 Wilson Hall
Oakland University
Rochester, MI 48309

RE: 2014-2015 Annual Report of the University Senate Academic Conduct Committee

Dear Dr. Piskulich:

As past Chair of the Academic Conduct Committee, I enclose the 2014-2015 report of the Committee's activities which I received today. There were 91 cases involving 117 students submitted this past academic year compared to 95 cases involving 128 students for the 2012-2013 school year.

Of the 91 cases submitted for 2014-2015, 12 student cases were withdrawn after fact finding, 96 students were found responsible, nine were found not responsible, and no cases remain pending. There were two appeals from the Committee sanction recommendations for this period. We continue to see an increase in the number of students who admit responsibility and are processed through administrative hearings rather than deny responsibility and choose full Conduct Committee hearings. In connection with the sanctions mentioned in the report, you will note that 24 students were referred the Writing Center's Cite Right Program which is designed as a remedial effort for those charged with plagiarism.

This report was prepared by Michael Wadsworth, Assistant Dean of Students.

Should you have any questions, as always feel free to contact me.

Sincerely,

/s/

Frederick G. Hoffman, Past Chair

cc: Michael Wadsworth, Assistant Dean of Students w/o encl.

OAKLAND UNIVERSITY**DEAN OF STUDENTS OFFICE
144 Oakland Center****MEMORANDUM**

DATE: October 21, 2015

TO: Frederick Hoffman
Academic Conduct Committee Chair

FROM: Michael Wadsworth
Assistant Dean of Students

RE: 2014-2015 Annual Report

Attached is the statistical data for use in the 2014-2015 academic conduct committee annual report. There were 52 males and 65 females charged with academic conduct infractions.

The role of Academic Conduct Committee Chair continues to be challenging, demanding, and time consuming. We extend our thanks to you for your leadership, flexibility, and cooperation.

It has been a pleasure working with you and the entire Academic Conduct Committee for the 2014-2015 academic year. If you need additional information, please contact me at ext. 3352.

mw
attachment

**Annual Report for Academic Conduct Committee
Fall 2014 - Summer 2015**

<u>Year</u>	<u>No. of Cases</u>	<u>No. of Students</u>
2014-2015	91	117

During this reporting period, 91 cases were submitted involving 117 students. There were 64 transfer students compared to 50 for the 2013-2014 academic year. Of the 117 students, 96 were found responsible and 9 were found not responsible. After fact-findings, cases were withdrawn for 12 students.

There were 2 appeals for this reporting period. Appeal considerations are based on two criteria: significant procedural error or new evidence not available at the time of the hearing.

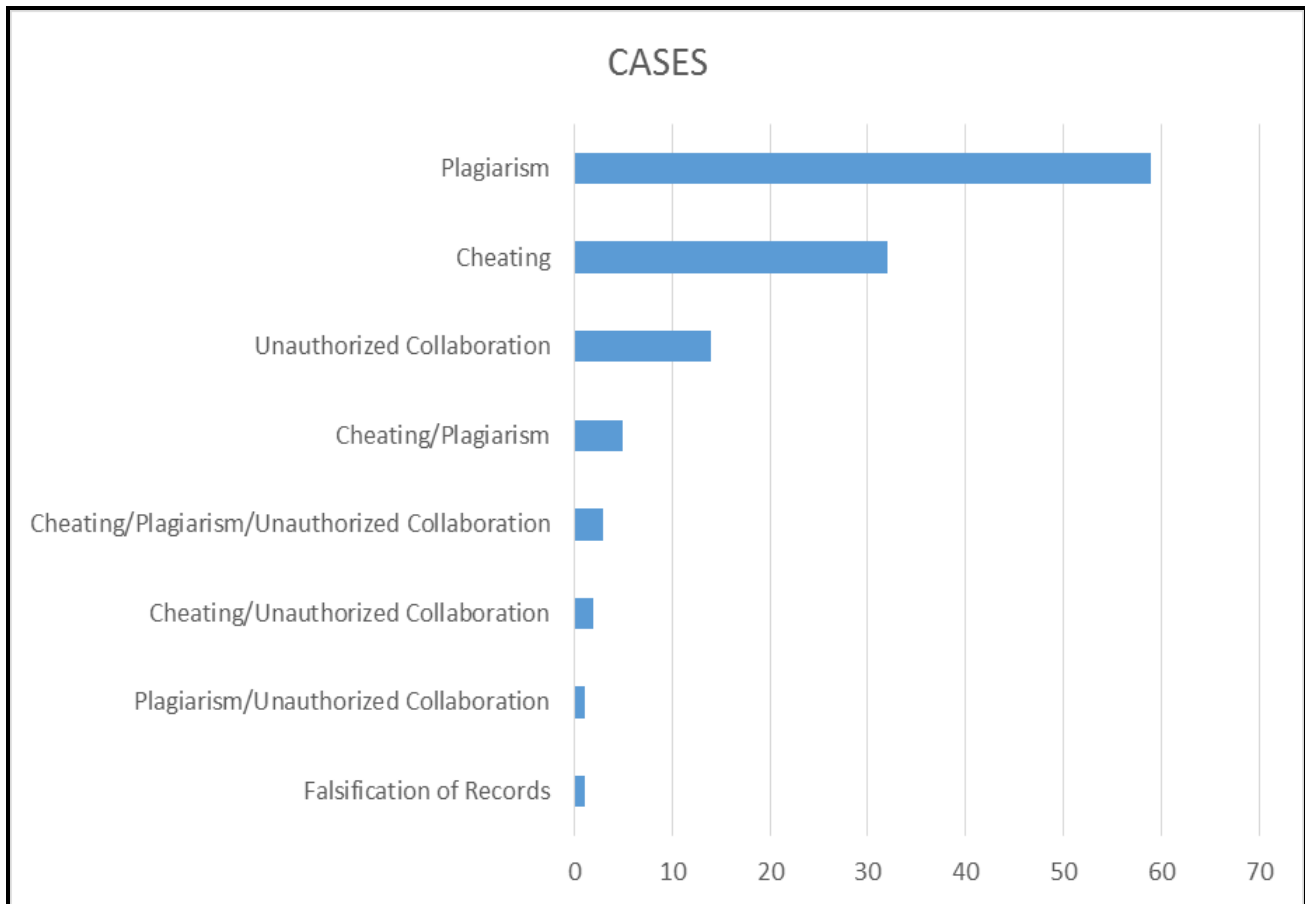
Caseload Distribution by Semester/Department/School

Fall 2014	39 cases
Winter 2015	37 cases
<u>Summer 2015</u>	<u>15 cases</u>
TOTAL	91 cases

<u>Department/School</u>	<u>No. of Cases</u>	<u>No. of Students</u>
Accounting	1	2
Art & Art History	4	4
Biological Sciences	1	1
Chemistry	2	2
Communication & Journalism	3	3
Computer Science & Engineering	2	5
Criminal Justice	1	2
Decision & Information Systems	4	10
Education	1	1
Electrical & Computer Engineering	5	7
English	9	9
Health Sciences	8	11
History	8	8
Human Development & Child Studies	1	1
Integrative Studies	1	1
Mathematics and Statistics	4	7
Mechanical Engineering	3	3
Modern Languages and Literatures	2	2
Music Theatre & Dance	1	1
Nursing	8	10
Occupational Safety & Health	2	3
Philosophy	5	5
Political Science	3	5
Psychology	5	5
Reading & Language Arts	1	1
Writing and Rhetoric	6	8
TOTAL	91	117

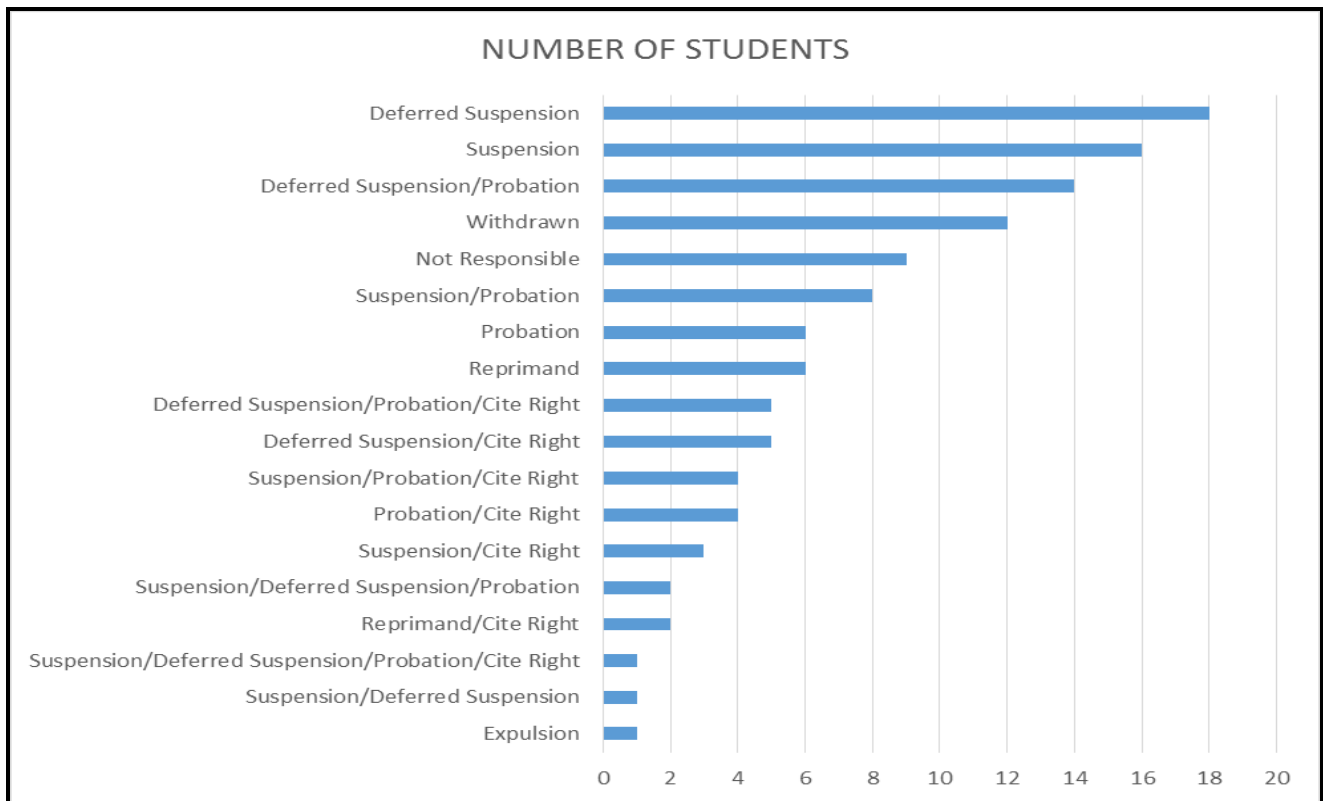
Misconduct Charges

Plagiarism	59
Cheating	32
Falsification of Records	1
Cheating/Plagiarism	5
Cheating/Unauthorized Collaboration	2
Cheating/Plagiarism/Unauthorized Collaboration	3
Plagiarism/Unauthorized Collaboration	1
Unauthorized collaboration	14
TOTAL	117

Misconduct Charges

<u>Sanctions</u>	<u>Number of Students</u>
Reprimand	6
Reprimand/Cite Right	2
Probation	6
Probation/Cite Right	4
Deferred Suspension	18
Deferred Suspension/Cite Right	5
Deferred Suspension/Probation	14
Deferred Suspension/Probation/Cite Right	5
Expulsion	1
Suspension	16
Suspension/Cite Right	3
Suspension/Deferred Suspension	1
Suspension/Deferred Suspension/Probation	2
Suspension/Deferred Suspension/Probation/Cite Right	1
Suspension/Probation	8
Suspension/Probation/Cite Right	4
Not Responsible	9
Withdrawn	12
TOTAL	117

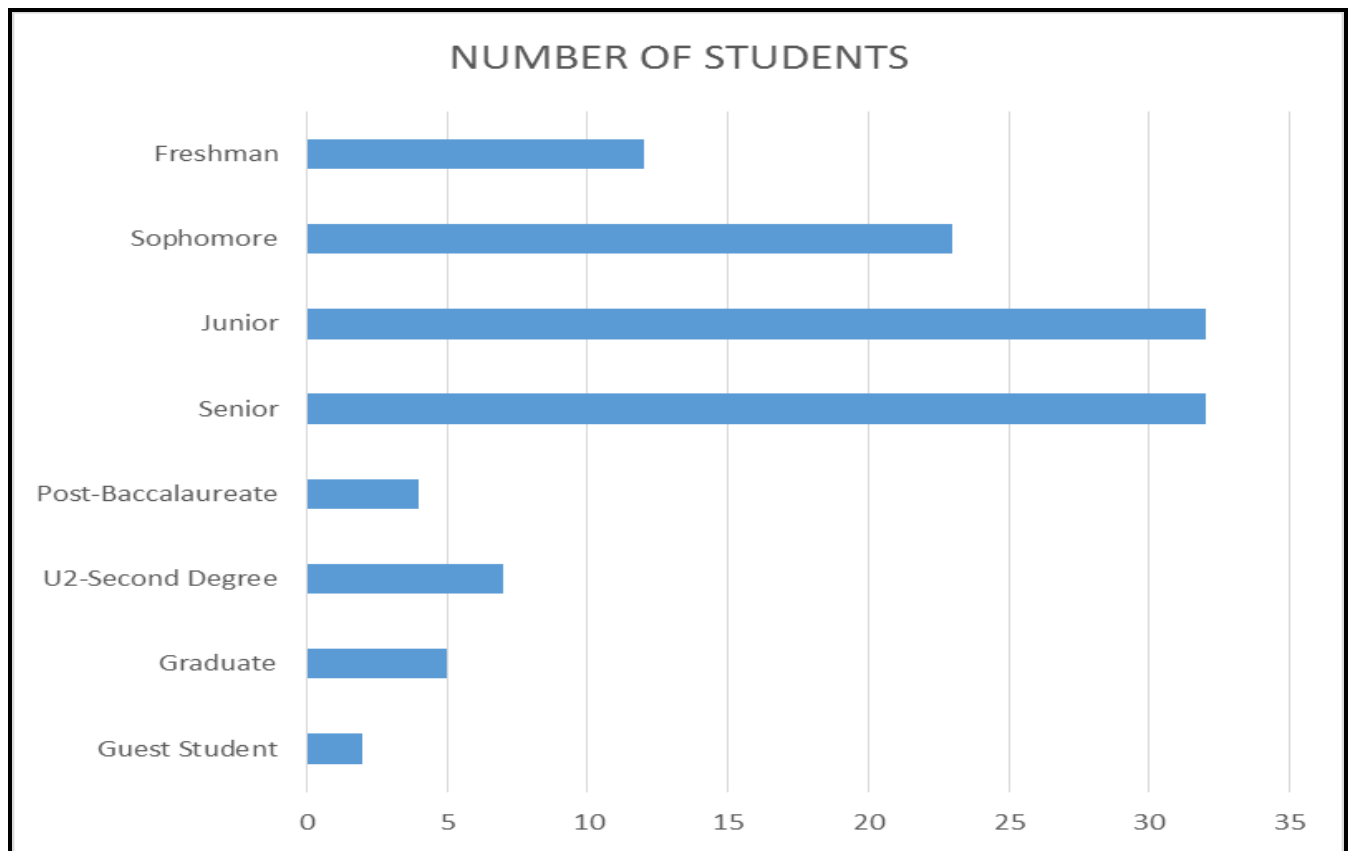
SANCTIONS



In conjunction with the sanctions listed above, 24 students were referred to the Writing Center's Cite Right Program. One student was referred to the Graham Counseling Center. There were 72 Academic Administrative Hearings and 28 full Academic Conduct Committee Hearings.

<u>Class Status</u>	<u>Number of Students</u>
Freshman	12
Sophomore	23
Junior	32
Senior	32
Post-Baccalaureate	4
U2-Second Degree	7
Graduate	5
Guest Student	2
TOTAL	117

CLASS STATUS



Grade Point Average (GPA) Range by Academic Status

<u>Class</u>	<u>GPA Range</u>	<u>Number of Students</u>
Freshman	N/A	5
	0.0 – 1.9	0
	2.0 – 2.9	2
	3.0 – 4.0	5
Sophomore	N/A	6
	0.0 - 1.9	0
	2.0 - 2.9	10
	3.0 – 4.0	7
Junior	N/A	9
	0.0- 1.9	0
	2.0 – 2.9	14
	3.0 – 4.0	9
Senior	N/A	1
	0.0-1.9	0
	2.0 - 2.9	18
	3.0 - 4.0	13
2 nd Undergrad	N/A	0
	0.0-1.9	0
	2.0 - 2.9	2
	3.0 - 4.0	5
Post Baccalaureate	N/A	1
	0.0-1.9	1
	2.0-2.9	0
	3.0 – 4.0	2
Graduate	N/A	0
	0.0-1.9	0
	2.0-2.9	0
	3.0 – 4.0	5
Guest Student	N/A	2
	0.0-1.9	0
	2.0-2.9	0
	3.0 – 4.0	0
TOTAL		117